

Board of Education

AGENCY OVERVIEW

Agency Description

The Public School System of Prince George's County operates a comprehensive learning program for approximately 130,000 students of all abilities and grade levels. The public schools operate under the legal framework provided by the laws of the State of Maryland and the administrative standards promulgated by the State Board of Education. Local policy is made by an elected nine-member panel from the Board of Education and is administered by the Superintendent of Schools for Prince George's County.

Facilities

During FY 2020 (School Year 2019-2020), the Board of Education will operate 120 elementary schools (K through 5th Grade), 24 middle schools (6th through 8th Grade), 30 high schools (9th through 12th Grade), 13 special schools and centers, 12 academies (K through 8) and 9 charter schools for a total of 208 schools.

Needs Assessment

Capital projects are prioritized in the following order:

1. Projects currently underway
2. State-approved capital projects
3. County-funded maintenance projects
4. Auditoriums, gymnasiums and assembly halls
5. Non-instructional support projects, such as garage facilities

FY 2020 Funding Sources

- General Obligation Bonds – 64.0%
- State Funding – 31.0%
- Other – 5.0% (VLT funds, Rosecroft funds, grants)

FY 2020-2025 Program Highlights

- Support continues for the William Wirt Middle School Demolition and Replacement effort.

- Significant investments for the construction of Cherokee Lane ES and New Glenridge Area MS are provided.
- Staged renovation projects have been added to address significant building modernizations including complex systemic efforts and building improvements for those facilities that are not over capacity.
- County and State funding continue to support systemic repairs to schools in need of repair to structural systems such as roofs, boilers, windows, piping, HVAC and elevators.

New Projects

CIP ID# / PROJECT NAME

- 4770086 / Beacon Heights Addition/ADA
- 4770087 / Bladensburg ES Addition/ADA
- 4770085 / Cool Spring/Judith Hoyer Center Modernization
- 4770085 / Cooper Lane ES Addition/ADA
- 4770080 / Core Enhancements (Staged Renovation)
- 4770081 / Future Ready Teaching and Learning (Staged Renovation)
- 4770079 / Healthy Schools (Staged Renovation)
- 4770082 / Stadium Upgrades
- 4770084 / Secure Accessible Facilities entrances (Staged Renovation)

Deleted Projects

CIP ID # / PROJECT NAME / REASON

- 4770054 / Benjamin Stoddert MS / Moved to Staged Renovations
- 4770060 / Benjamin Tasker MS / Moved to Staged Renovations
- 4770061 / Berywn Heights ES / Moved to Staged Renovations
- 4770062 / Calverton ES / Moved to Staged Renovations
- 3770020 / Elementary School Area 3 / Replaced by Cool Spring/Judith Hoyer Center
- 4770004 / Fairmont Heights HS / Complete
- 4770064 / Francis Fuchs ECC LR / Moved to Staged Renovations
- 4770069 / Longfield ES / Alternative Construction Financing
- 4770025 / Margaret Brent ES / Moved to Staged Renovations
- 4770070 / Potomac Landing ES / Moved to Staged Renovations
- 4770002 / Qualified Zone Academy Bond Program / Program is obsolete
- 4770076 / Thomas Johnson MS / Moved to Staged Renovations
- 4770077 / Walker Mill MS / Moved to Staged Renovations

Revised Projects

Project Name	Alternate Funding Source Required	Revisions			
		Total Project Cost Increase	Total Project Cost Decrease	Project Schedule Delayed	Project Schedule Accelerated
Charles Carroll MS				X	
Cherokee Lane ES			X		X
Drew Freeman MS				X	
Gwynn Park HS		X		X	
Gwynn Park MS			X	X	
Hyattsville ES			X	X	
International School at Langley Park			X	X	
James E. Duckworth ES				X	
James McHenry ES			X	X	
New Glenridge Area MS			X		
Northern Area HS #1		X		X	
Riverdale ES				X	
Rogers Heights ES		X		X	
Rose Valley ES				X	
Springhill Lake ES				X	
Stephen Decatur MS			X		
Suitland HS Complex		X		X	
Templeton ES				X	
Tulip Grove Replacement		X			
William Schmidt Educational Center		X			
William Wirt MS SEI Renovation		X			

Program Summary

Category/Description	Total Project Cost	Life to Date Actual	FY 2019 Estimate	Total 6 Years	Budget Year FY 2020	FY 2021	FY 2022	FY 2023	FY 2024	FY 2025	Beyond 6 Years
EXPENDITURE											
PLANS	\$56,658	\$9,441	\$4,317	\$39,900	\$4,400	\$3,000	\$6,000	\$7,000	\$6,000	\$13,500	\$3,000
LAND	20,500	—	—	20,500	3,000	2,700	2,700	2,700	2,700	6,700	—
CONSTR	2,331,718	297,306	49,473	1,193,816	241,816	210,700	238,900	188,500	137,700	176,200	791,123
EQUIP	475	—	—	475	475	—	—	—	—	—	—
OTHER	716,135	—	447	274,933	274,933	—	—	—	—	—	440,755
TOTAL	\$3,125,486	\$306,747	\$54,237	\$1,529,624	\$524,624	\$216,400	\$247,600	\$198,200	\$146,400	\$196,400	\$1,234,878
FUNDING											
GO BONDS	\$1,168,089	\$327,689	\$106,063	\$694,060	\$134,467	\$112,900	\$141,200	\$106,393	\$94,700	\$104,400	\$40,277
STATE	722,395	256,177	49,826	275,944	65,644	68,800	66,400	32,600	19,400	23,100	140,448
OTHER	1,235,002	21,458	1,775	157,616	11,516	—	700	44,200	32,300	68,900	1,054,153
TOTAL	\$3,125,486	\$605,324	\$157,664	\$1,127,620	\$211,627	\$181,700	\$208,300	\$183,193	\$146,400	\$196,400	\$1,234,878
OPERATING IMPACT											
PERSONNEL	\$—	\$—	\$—	\$—	\$—	\$—	\$—	\$—	\$—	\$—	\$—
OPERATING	—	—	—	—	—	—	—	—	—	—	—
DEBT	—	—	—	—	—	—	—	—	—	—	—
OTHER	—	—	—	—	—	—	—	—	—	—	—
TOTAL	\$—	\$—	\$—	\$—	\$—	\$—	\$—	\$—	\$—	\$—	\$—

Project Listing

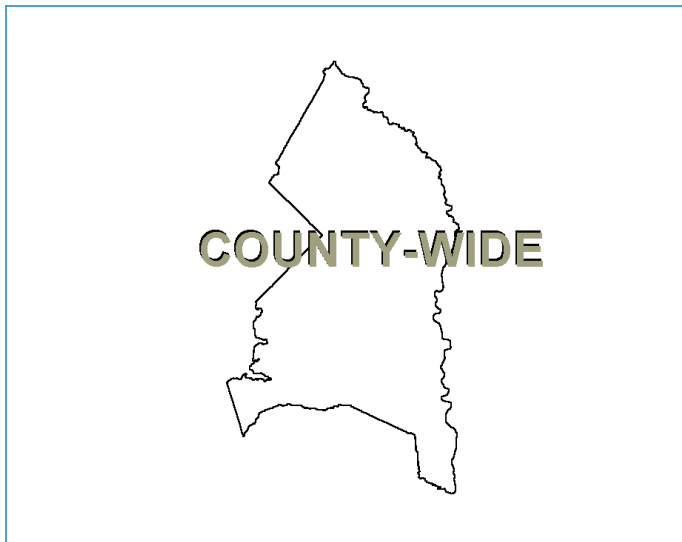
CIP ID#	Project Name	Address	Planning Area	Council District	Project Class	Total Project Cost (000)	Completion Date
4.77.0016	A/C Upgrades	Countywide	Not Assigned	Various	Rehabilitation	\$67,447	FY 2025
4.77.0005	ADA Upgrades	Countywide	Not Assigned	Various	Rehabilitation	11,169	FY 2025
3.77.0002	Aging Schools Program (ASP)	Countywide	Not Assigned	Various	New Construction	11,701	FY 2025
4.77.0059	Apple Grove ES	7400 Bellefiend Avenue, Fort Washington	Henson Creek	Eight	Replacement	31,889	FY 2025
4.77.0014	Asbestos Ceiling Tile Replacement	Countywide	Not Assigned	Various	Rehabilitation	12,872	FY 2025
4.77.0086	Beacon Hts ES Addition/ADA	6929 Furman Parkway, Riverdale	Hyattsville and Vicinity	Two	Rehabilitation	17,900	FY 2026
4.77.0087	Bladensburg ES Addition/ADA	4915 Annapolis Road, Bladensburg	Defense Hgts. - Bladensburg & Vicinity	Three	Rehabilitation	3,000	FY 2026
4.77.0026	Bowie HS Annex Ltd Renovation	15200 Annapolis Road, Bowie	Bowie Vicinity	Four	Rehabilitation	25,865	FY 2020
4.77.0008	Buried Fuel Tank Replacements	Countywide	Not Assigned	Various	Replacement	9,953	FY 2025
4.77.0024	C. Elizabeth Reig ES Renovations	15542 Peach Walker Drive, Bowie	Bowie Vicinity	Four	Replacement	31,888	FY 2026
4.77.0013	CFC Control and A/C Modernization	Countywide	Not Assigned	Various	Rehabilitation	8,656	Ongoing
4.77.0018	Central Garage/Transp. Department	Countywide	Not Assigned	Various	Rehabilitation	14,470	FY 2025
4.77.0035	Charles Carroll MS	6130 Lamont Drive, New Carrollton	Defense Hgts. - Bladensburg & Vicinity	Three	Rehabilitation	90,600	FY 2027
4.77.0063	Cherokee Lane ES	9000 25th Avenue, Adelphi	Takoma Park-Langley Park	One	Replacement	31,400	FY 2021
4.77.0021	Code Corrections	Countywide	Not Assigned	Various	Rehabilitation	17,363	Ongoing
4.77.0078	Cool Spring/Judith Hoyer Center	8910 Riggs Road, Landover	Landover Area	Three	Rehabilitation	41,600	FY 2024
4.77.0085	Cooper Lane ES Addition/ADA	3817 Cooper Lane, Hyattsville	Defense Hgts. - Bladensburg & Vicinity	Three	Rehabilitation	11,500	FY 2026
4.77.0080	Core Enhancements	Countywide	Not Assigned	Various	Rehabilitation	71,200	Ongoing
4.77.0055	Drew Freeman MS	2600 Brooks Drive, Suitland	Suitland, District Heights & Vicinity	Seven	Replacement	83,197	FY 2027
8.77.0001	Forward Funded Projects	Countywide	Not Assigned	Various	New Construction	10	Ongoing
4.77.0081	Future Ready Teaching & Learning	Countywide	Not Assigned	Various	Rehabilitation	36,350	Ongoing

Project Listing *(continued)*

CIP ID#	Project Name	Address	Planning Area	Council District	Project Class	Total Project Cost (000)	Completion Date
4.77.0066	Gwynn Park HS	13800 Brandywine Road, Brandywine	Brandywine & Vicinity	Nine	Replacement	146,400	FY 2027
4.77.0065	Gwynn Park MS	8000 Dyson Road, Brandywine	Brandywine & Vicinity	Nine	Replacement	58,800	FY 2027
4.77.0079	Healthy Schools	Countywide	Not Assigned	Various	Rehabilitation	89,600	Ongoing
4.77.0033	High Point HS	3601 Powder Mill Road, Beltsville	Fairland Beltsville	One	Rehabilitation	169,975	TBD
4.77.0056	Hyattsville ES	5311 43rd Avenue, Hyattsville	Hyattsville and Vicinity	Two	Replacement	41,100	FY 2027
4.77.0067	Hyattsville MS	42nd Ave, Hyattsville	Hyattsville and Vicinity	Two	Replacement	90,170	TBD
3.77.0017	International School at Langley Park	Merrimac Drive, Hyattsville	College Park, Berwyn Heights & Vicinity	Three	New Construction	12,600	FY 2027
4.77.0023	James E. Duckworth ES	11201 Evans Trail, Beltsville	Fairland Beltsville	One	Replacement	31,104	FY 2026
4.77.0068	James McHenry ES	8909 McHenry Lane, Lanham	Glendale, Seabrook, Lanham & Vicinity	Five	Replacement	39,550	TBD
4.77.0057	Kenmoore MS	2500 Kenmoor Drive, Landover	Landover Area	Five	Replacement	90,000	FY 2027
4.77.0003	Kitchen and Food Services	Countywide	Not Assigned	Various	Rehabilitation	31,676	Ongoing
4.77.0012	Land, Building and Infrastructure	Location Not Determined	Not Assigned	Various	Land Acquisition	27,851	Ongoing
4.77.0050	Lead Remediation Projects	Countywide	Not Assigned	Various	Rehabilitation	5,800	Ongoing
4.77.0020	Major Repairs Lifecycle Replacements	Countywide	Not Assigned	Various	Rehabilitation	168,926	Ongoing
3.77.0018	New Adelphi Area MS	Location Not Determined	Not Assigned	Not Assigned	New Construction	90,600	FY 2027
3.77.0016	New Glenridge Area Middle School #2	5211 Flintridge Drive, Hyattsville	Landover Area	Three	New Construction	83,400	FY 2023
3.77.0021	Northern Area HS #1 Area 38	Location Not Determined	Not Assigned	Not Assigned	New Construction	154,733	FY 2027
4.77.0084	Open Space Pods	Countywide	Not Assigned	Various	Rehabilitation	15,300	FY 2025
4.77.0015	Parking Lots/Driveways	Countywide	Not Assigned	Various	Rehabilitation	21,453	Ongoing
4.77.0011	Planning and Design	Countywide	Not Assigned	Various	Non Construction	47,150	Ongoing
4.77.0006	Playground Equipment Play Field Replacement	Countywide	Not Assigned	Various	Rehabilitation	5,798	Ongoing
4.77.0071	Riverdale ES	5006 Riverdale Road, Riverdale	Hyattsville and Vicinity	Three	Replacement	58,800	FY 2027

Project Listing *(continued)*

CIP ID#	Project Name	Address	Planning Area	Council District	Project Class	Total Project Cost (000)	Completion Date
4.77.0072	Rogers Heights ES	4301 58th Avenue, Bladensburg	Defense Hgts. - Bladensburg & Vicinity	Five	Replacement	51,600	FY 2027
4.77.0073	Rose Valley ES	9800 Jacqueline Drive, Fort Washington	Tippett & Vicinity	Nine	Replacement	31,100	FY 2026
4.77.0058	Safe Passages to School	Countywide	Not Assigned	Various	Rehabilitation	15,600	Ongoing
4.77.0001	Secondary School Reform (SSR)	Various Locations	Not Assigned	Various	New Construction	3,566	Ongoing
4.77.0083	Secure Accessible Facilities	Countywide	Not Assigned	Various	Rehabilitation	3,600	Ongoing
4.77.0007	Security Upgrades	Countywide	Not Assigned	Various	Rehabilitation	28,071	Ongoing
4.77.0074	Springhill Lake ES	6060 Springhill Drive, Greenbelt	Greenbelt & Vicinity	Four	Replacement	59,000	TBD
4.77.0082	Stadium Upgrades	Countywide	Not Assigned	Various	Rehabilitation	32,885	Ongoing
4.77.0032	Stephen Decatur MS	8200 Pinewood Drive, Clinton	Clinton & Vicinity	Nine	Rehabilitation	12,422	FY 2021
4.77.0048	Suitland HS Complex	Location Not Determined	Suitland , District Heights & Vicinity	Seven	Replacement	218,721	FY 2026
4.77.0009	Systematic Replacements 2	Countywide	Not Assigned	Various	Rehabilitation	365,001	Ongoing
4.77.0075	Templeton ES	6001 Carters Lane, Riverdale	Defense Hgts. - Bladensburg & Vicinity	Five	Replacement	47,036	FY 2027
4.77.0046	Tulip Grove ES Replacement	2909 Trainor Lane, Bowie	Bowie Vicinity	Four	Replacement	28,324	FY 2021
3.77.0019	William Schmidt Educational Center	18501 Aquasco Road, Brandywine	Westwood Area	Nine	Rehabilitation	33,300	FY 2022
4.77.0036	William Wirt MS Demolition & Replacement	62nd Place & Tuckerman Street, Riverdale	Hyattsville and Vicinity	Three	Rehabilitation	84,444	FY 2023
Program Total						\$3,125,486	
NUMBER OF PROJECTS = 58							



Description: This project provides funding to complete air conditioning in classrooms, multi-purpose rooms and other instructional rooms in elementary, middle and high schools, as well as other instructional facilities.

Justification: There remains a need to complete air-conditioning in several instructional rooms in elementary, middle, and high schools, as well as other instructional facilities.

Highlights: No highlights are included for this project.

Enabling Legislation: Not Applicable

Location		Status	
Address	Countywide	Project Status	Not Assigned
Council District	Various	Class	Rehabilitation
Planning Area	Not Assigned	Land Status	No Land Involved

PROJECT MILESTONES

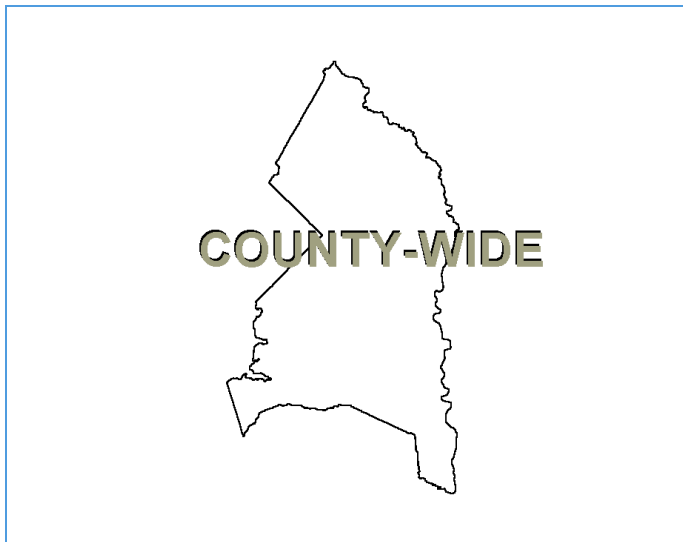
	Estimate	Actual
1 st Year in Capital Program		FY 2001
1 st Year in Capital Budget		FY 2004
Completed Design		Ongoing
Began Construction		Ongoing
Project Completion	FY 2025	

CUMULATIVE APPROPRIATION (000'S)

Life to Date	FY 2019 Estimate	FY 2020	Total
\$6,897	\$1,000	\$20,050	\$27,947

Project Summary

Category/Description	Total Project Cost	Life to Date Actual	FY 2019 Estimate	Total 6 Years	Budget Year FY 2020	FY 2021	FY 2022	FY 2023	FY 2024	FY 2025	Beyond 6 Years
EXPENDITURE											
PLANS	\$—	\$—	\$—	\$—	\$—	\$—	\$—	\$—	\$—	\$—	\$—
LAND	—	—	—	—	—	—	—	—	—	—	—
CONSTR	56,497	6,897	1,000	48,600	9,100	8,500	10,000	10,000	10,000	1,000	—
EQUIP	—	—	—	—	—	—	—	—	—	—	—
OTHER	10,950	—	—	10,950	10,950	—	—	—	—	—	—
TOTAL	\$67,447	\$6,897	\$1,000	\$59,550	\$20,050	\$8,500	\$10,000	\$10,000	\$10,000	\$1,000	\$—
FUNDING											
GO BONDS	\$64,285	\$3,735	\$11,950	\$48,600	\$9,100	\$8,500	\$10,000	\$10,000	\$10,000	\$1,000	\$—
OTHER	3,162	3,162	—	—	—	—	—	—	—	—	—
TOTAL	\$67,447	\$6,897	\$11,950	\$48,600	\$9,100	\$8,500	\$10,000	\$10,000	\$10,000	\$1,000	\$—
OPERATING IMPACT											
PERSONNEL	\$—	\$—	\$—	\$—	\$—	\$—	\$—	\$—	\$—	\$—	\$—
OPERATING	—	—	—	—	—	—	—	—	—	—	—
DEBT	—	—	—	—	—	—	—	—	—	—	—
OTHER	—	—	—	—	—	—	—	—	—	—	—
TOTAL	\$—	\$—	\$—	\$—	\$—	\$—	\$—	\$—	\$—	\$—	\$—



Description: This project addresses ADA improvements to all school buildings.

Justification: All Prince George's County Public Schools were originally built to comply with the codes and building standards in effect at the time of design and construction. Annual inspections of our facilities continue to identify life safety conditions that fail to meet present codes.

Highlights: No highlights are included for this project.

Enabling Legislation: Not Applicable

Location		Status	
Address	Countywide	Project Status	Not Assigned
Council District	Various	Class	Rehabilitation
Planning Area	Not Assigned	Land Status	No Land Involved

PROJECT MILESTONES

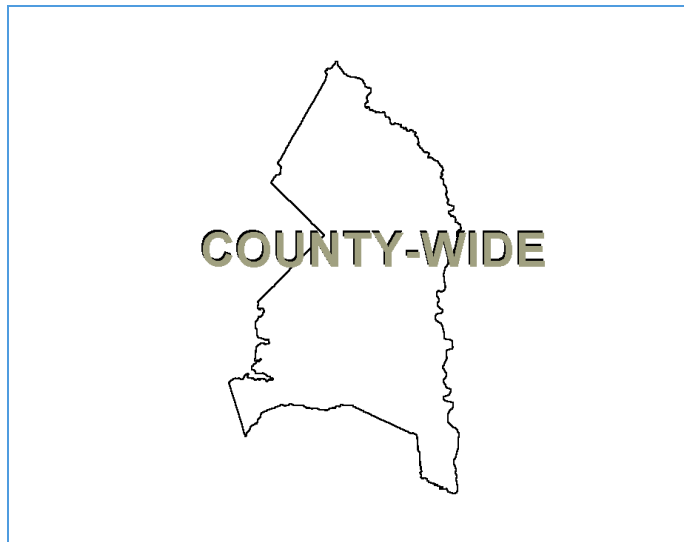
	Estimate	Actual
1 st Year in Capital Program		FY 2012
1 st Year in Capital Budget		FY 2014
Completed Design		Ongoing
Began Construction		Ongoing
Project Completion	FY 2025	

CUMULATIVE APPROPRIATION (000'S)

Life to Date	FY 2019 Estimate	FY 2020	Total
\$1,086	\$140	\$4,943	\$6,169

Project Summary

Category/Description	Total Project Cost	Life to Date Actual	FY 2019 Estimate	Total 6 Years	Budget Year FY 2020	FY 2021	FY 2022	FY 2023	FY 2024	FY 2025	Beyond 6 Years
EXPENDITURE											
PLANS	\$—	\$—	\$—	\$—	\$—	\$—	\$—	\$—	\$—	\$—	\$—
LAND	—	—	—	—	—	—	—	—	—	—	—
CONSTR	7,226	1,086	140	6,000	1,000	1,000	1,000	1,000	1,000	1,000	—
EQUIP	—	—	—	—	—	—	—	—	—	—	—
OTHER	3,943	—	—	3,943	3,943	—	—	—	—	—	—
TOTAL	\$11,169	\$1,086	\$140	\$9,943	\$4,943	\$1,000	\$1,000	\$1,000	\$1,000	\$1,000	\$—
FUNDING											
GO BONDS	\$11,144	\$4,144	\$1,000	\$6,000	\$1,000	\$1,000	\$1,000	\$1,000	\$1,000	\$1,000	\$—
OTHER	25	25	—	—	—	—	—	—	—	—	—
TOTAL	\$11,169	\$4,169	\$1,000	\$6,000	\$1,000	\$1,000	\$1,000	\$1,000	\$1,000	\$1,000	\$—
OPERATING IMPACT											
PERSONNEL	\$—	\$—	\$—	\$—	\$—	\$—	\$—	\$—	\$—	\$—	\$—
OPERATING	—	—	—	—	—	—	—	—	—	—	—
DEBT	—	—	—	—	—	—	—	—	—	—	—
OTHER	—	—	—	—	—	—	—	—	—	—	—
TOTAL	\$—	\$—	\$—	\$—	\$—	\$—	\$—	\$—	\$—	\$—	\$—



Description: This project provides State funds to address the needs of our aging school buildings. Eligible projects are restricted to those having at least a 15-year anticipated lifespan.

Justification: These funds may be utilized for projects in existing school buildings.

Highlights: No highlights are included for this project.

Enabling Legislation: Not Applicable

Location		Status	
Address	Countywide	Project Status	Not Assigned
Council District	Various	Class	New Construction
Planning Area	Not Assigned	Land Status	No Land Involved

PROJECT MILESTONES

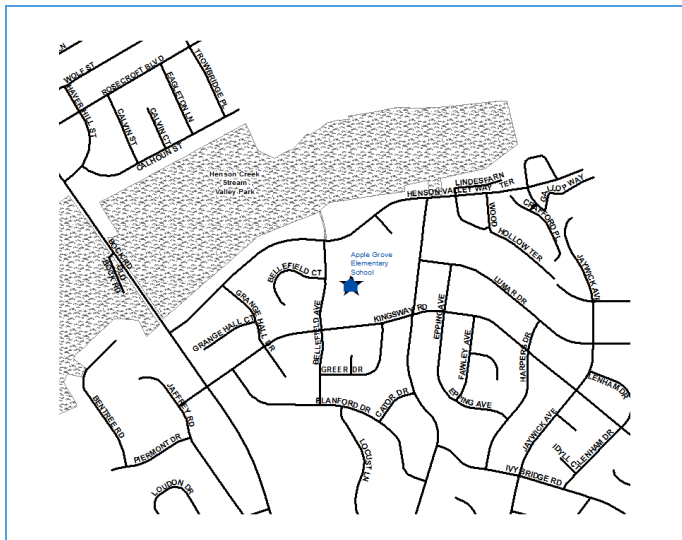
	Estimate	Actual
1 st Year in Capital Program		FY 2014
1 st Year in Capital Budget		FY 2014
Completed Design		Ongoing
Began Construction		Ongoing
Project Completion	FY 2025	

CUMULATIVE APPROPRIATION (000'S)

Life to Date	FY 2019 Estimate	FY 2020	Total
\$4,701	\$1,000	\$1,000	\$6,701

Project Summary

Category/Description	Total Project Cost	Life to Date Actual	FY 2019 Estimate	Total 6 Years	Budget Year FY 2020	FY 2021	FY 2022	FY 2023	FY 2024	FY 2025	Beyond 6 Years
EXPENDITURE											
PLANS	\$—	\$—	\$—	\$—	\$—	\$—	\$—	\$—	\$—	\$—	\$—
LAND	—	—	—	—	—	—	—	—	—	—	—
CONSTR	11,701	4,701	1,000	6,000	1,000	1,000	1,000	1,000	1,000	1,000	—
EQUIP	—	—	—	—	—	—	—	—	—	—	—
OTHER	—	—	—	—	—	—	—	—	—	—	—
TOTAL	\$11,701	\$4,701	\$1,000	\$6,000	\$1,000	\$1,000	\$1,000	\$1,000	\$1,000	\$1,000	\$—
FUNDING											
STATE	11,701	4,701	1,000	6,000	1,000	1,000	1,000	1,000	1,000	1,000	\$—
TOTAL	11,701	4,701	1,000	6,000	1,000	1,000	1,000	1,000	1,000	1,000	\$—
OPERATING IMPACT											
PERSONNEL	\$—	\$—	\$—	\$—	\$—	\$—	\$—	\$—	\$—	\$—	\$—
OPERATING	—	—	—	—	—	—	—	—	—	—	—
DEBT	—	—	—	—	—	—	—	—	—	—	—
OTHER	—	—	—	—	—	—	—	—	—	—	—
TOTAL	\$—	\$—	\$—	\$—	\$—	\$—	\$—	\$—	\$—	\$—	\$—



Description: A full renovation/replacement and addition is recommended for Apple Grove Elementary School (Planning Area 29) driven by educational adequacy deficiencies and poor condition of the building systems.

Justification: This project is a cycle 2 school per the Prince George's County Public Schools Educational Facility Master Plan.

Highlights: No highlights are included for this project.

Enabling Legislation: Not Applicable

Location		Status	
Address	7400 Bellefiend Avenue, Fort Washington	Project Status	Design Not Begun
Council District	Eight	Class	Replacement
Planning Area	Henson Creek	Land Status	No Land Involved

PROJECT MILESTONES

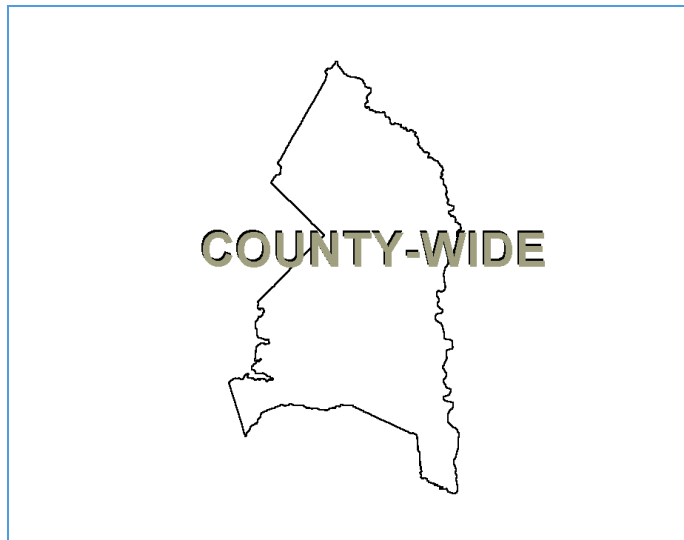
	Estimate	Actual
1 st Year in Capital Program		FY 2017
1 st Year in Capital Budget		FY XXXX
Completed Design	TBD	
Began Construction	TBD	
Project Completion	FY 2025	

CUMULATIVE APPROPRIATION (000'S)

Life to Date	FY 2019 Estimate	FY 2020	Total
\$0	\$0	\$0	\$0

Project Summary

Category/Description	Total Project Cost	Life to Date Actual	FY 2019 Estimate	Total 6 Years	Budget Year FY 2020	FY 2021	FY 2022	FY 2023	FY 2024	FY 2025	Beyond 6 Years
EXPENDITURE											
PLANS	\$—	\$—	\$—	\$—	\$—	\$—	\$—	\$—	\$—	\$—	\$—
LAND	—	—	—	—	—	—	—	—	—	—	—
CONSTR	31,889	—	—	—	—	—	—	—	—	—	31,889
EQUIP	—	—	—	—	—	—	—	—	—	—	—
OTHER	—	—	—	—	—	—	—	—	—	—	—
TOTAL	\$31,889	\$—	\$—	\$—	\$—	\$—	\$—	\$—	\$—	\$—	\$31,889
FUNDING											
OTHER	\$31,889	\$—	\$—	\$—	\$—	\$—	\$—	\$—	\$—	\$—	\$31,889
TOTAL	\$31,889	\$—	\$—	\$—	\$—	\$—	\$—	\$—	\$—	\$—	\$31,889
OPERATING IMPACT											
PERSONNEL	\$—	\$—	\$—	\$—	\$—	\$—	\$—	\$—	\$—	\$—	\$—
OPERATING	—	—	—	—	—	—	—	—	—	—	—
DEBT	—	—	—	—	—	—	—	—	—	—	—
OTHER	—	—	—	—	—	—	—	—	—	—	—
TOTAL	\$—	\$—	\$—	\$—	\$—	\$—	\$—	\$—	\$—	\$—	\$—



Description: This project provides funding for the abatement and replacement of all asbestos ceiling tiles throughout the school system.

Justification: New ceiling tiles will improve the learning environment of the schools and help prevent any potential incidents involving asbestos exposure. New tiles will also make a large improvement in the school's appearance. Many of the existing tiles that contain asbestos are stained from age or roof leaks and cannot legally be replaced occasionally.

Highlights: FY 2020 "Other" funding will come from MGM VLT funds and support tile replacements at Crossland HS.

Enabling Legislation: Not Applicable

Location		Status	
Address	Countywide	Project Status	Not Assigned
Council District	Various	Class	Rehabilitation
Planning Area	Not Assigned	Land Status	No Land Involved

PROJECT MILESTONES

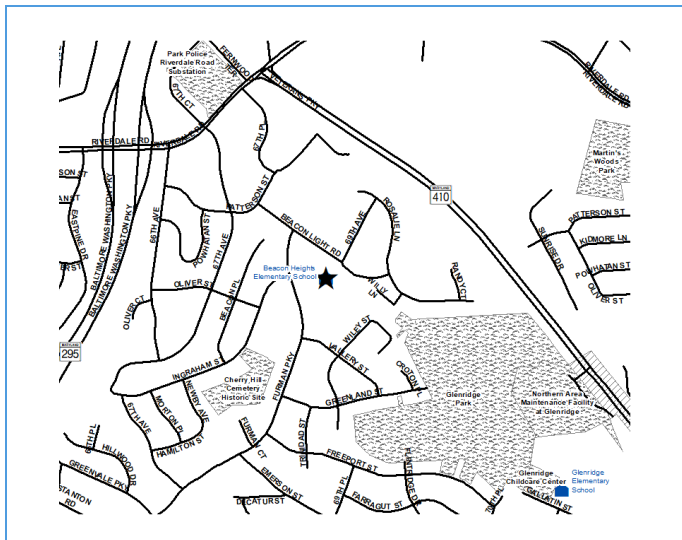
	Estimate	Actual
1 st Year in Capital Program		FY 1997
1 st Year in Capital Budget		FY 2001
Completed Design		Ongoing
Began Construction		Ongoing
Project Completion	FY 2025	

CUMULATIVE APPROPRIATION (000'S)

Life to Date	FY 2019 Estimate	FY 2020	Total
\$6,609	\$1,063	\$1,000	\$8,672

Project Summary

Category/Description	Total Project Cost	Life to Date Actual	FY 2019 Estimate	Total 6 Years	Budget Year FY 2020	FY 2021	FY 2022	FY 2023	FY 2024	FY 2025	Beyond 6 Years
EXPENDITURE											
PLANS	\$—	\$—	\$—	\$—	\$—	\$—	\$—	\$—	\$—	\$—	\$—
LAND	—	—	—	—	—	—	—	—	—	—	—
CONSTR	12,872	6,609	1,063	5,200	1,000	1,000	800	800	800	800	—
EQUIP	—	—	—	—	—	—	—	—	—	—	—
OTHER	—	—	—	—	—	—	—	—	—	—	—
TOTAL	\$12,872	\$6,609	\$1,063	\$5,200	\$1,000	\$1,000	\$800	\$800	\$800	\$800	\$—
FUNDING											
GO BONDS	\$12,022	\$6,322	\$800	\$4,900	\$700	\$1,000	\$800	\$800	\$800	\$800	\$—
OTHER	850	550	—	300	300	—	—	—	—	—	—
TOTAL	\$12,872	\$6,872	\$800	\$5,200	\$1,000	\$1,000	\$800	\$800	\$800	\$800	\$—
OPERATING IMPACT											
PERSONNEL	\$—	\$—	\$—	\$—	\$—	\$—	\$—	\$—	\$—	\$—	\$—
OPERATING	—	—	—	—	—	—	—	—	—	—	—
DEBT	—	—	—	—	—	—	—	—	—	—	—
OTHER	—	—	—	—	—	—	—	—	—	—	—
TOTAL	\$—	\$—	\$—	\$—	\$—	\$—	\$—	\$—	\$—	\$—	\$—



Description: This project will provide a permanent addition to the existing facility with minor ADA upgrades. It will also provide capacity relief directly to Templeton, Ports Town and Rodger Heights elementary schools.

Justification: Capacity relief and ADA upgrades can be achieved without full scale new school construction.

Highlights: No highlights are included for this project.

Enabling Legislation: Not Applicable

Location		Status	
Address	6929 Furman Parkway, Riverdale	Project Status	Design Not Begun
Council District	Two	Class	Rehabilitation
Planning Area	Hyattsville and Vicinity	Land Status	No Land Involved

PROJECT MILESTONES

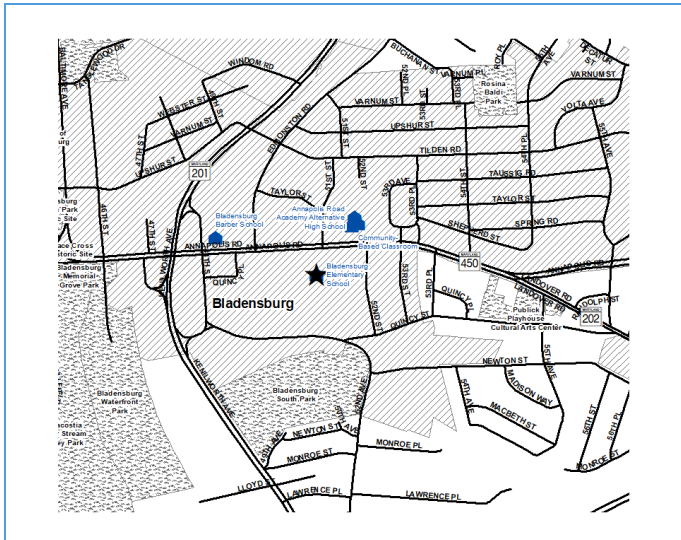
	Estimate	Actual
1 st Year in Capital Program		FY 2020
1 st Year in Capital Budget		FY XXXX
Completed Design	TBD	
Began Construction	TBD	
Project Completion	FY 2026	

CUMULATIVE APPROPRIATION (000'S)

Life to Date	FY 2019 Estimate	FY 2020	Total
\$0	\$0	\$0	\$0

Project Summary

Category/Description	Total Project Cost	Life to Date Actual	FY 2019 Estimate	Total 6 Years	Budget Year FY 2020	FY 2021	FY 2022	FY 2023	FY 2024	FY 2025	Beyond 6 Years
EXPENDITURE											
PLANS	\$—	\$—	\$—	\$—	\$—	\$—	\$—	\$—	\$—	\$—	\$—
LAND	—	—	—	—	—	—	—	—	—	—	—
CONSTR	17,900	—	—	17,900	—	—	—	2,500	1,400	14,000	—
EQUIP	—	—	—	—	—	—	—	—	—	—	—
OTHER	—	—	—	—	—	—	—	—	—	—	—
TOTAL	\$17,900	\$—	\$—	\$17,900	\$—	\$—	\$—	\$2,500	\$1,400	\$14,000	\$—
FUNDING											
OTHER	\$17,900	\$—	\$—	\$17,900	\$—	\$—	\$—	\$2,500	\$1,400	\$14,000	\$—
TOTAL	\$17,900	\$—	\$—	\$17,900	\$—	\$—	\$—	\$2,500	\$1,400	\$14,000	\$—
OPERATING IMPACT											
PERSONNEL	\$—	\$—	\$—	\$—	\$—	\$—	\$—	\$—	\$—	\$—	\$—
OPERATING	—	—	—	—	—	—	—	—	—	—	—
DEBT	—	—	—	—	—	—	—	—	—	—	—
OTHER	—	—	—	—	—	—	—	—	—	—	—
TOTAL	\$—	\$—	\$—	\$—	\$—	\$—	\$—	\$—	\$—	\$—	\$—



Description: This project will provide a permanent addition to the existing facility with minor ADA upgrades. It will also provide capacity relief directly to Templeton, Ports Town and Rodger Heights elementary schools.

Justification: Capacity relief and ADA upgrades can be achieved without full scale new school construction.

Highlights: No highlights are included for this project.

Enabling Legislation: Not Applicable

Location		Status	
Address	4915 Annapolis Road, Bladensburg	Project Status	Design Not Begun
Council District	Three	Class	Rehabilitation
Planning Area	Defense Hgts. - Bladensburg & Vicinity	Land Status	No Land Involved

PROJECT MILESTONES

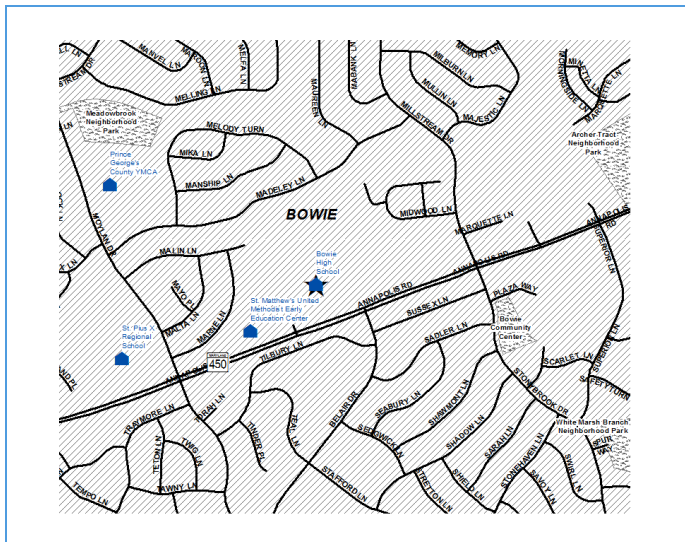
	Estimate	Actual
1 st Year in Capital Program		FY 2020
1 st Year in Capital Budget		FY XXXX
Completed Design	TBD	
Began Construction	TBD	
Project Completion	FY 2026	

CUMULATIVE APPROPRIATION (000'S)

Life to Date	FY 2019 Estimate	FY 2020	Total
\$0	\$0	\$0	\$0

Project Summary

Category/Description	Total Project Cost	Life to Date Actual	FY 2019 Estimate	Total 6 Years	Budget Year FY 2020	FY 2021	FY 2022	FY 2023	FY 2024	FY 2025	Beyond 6 Years
EXPENDITURE											
PLANS	\$—	\$—	\$—	\$—	\$—	\$—	\$—	\$—	\$—	\$—	\$—
LAND	—	—	—	—	—	—	—	—	—	—	—
CONSTR	3,000	—	—	3,000	—	—	—	—	500	2,500	—
EQUIP	—	—	—	—	—	—	—	—	—	—	—
OTHER	—	—	—	—	—	—	—	—	—	—	—
TOTAL	\$3,000	\$—	\$—	\$3,000	\$—	\$—	\$—	\$—	\$500	\$2,500	\$—
FUNDING											
OTHER	3,000	\$—	\$—	3,000	\$—	\$—	\$—	\$—	500	2,500	\$—
TOTAL	\$3,000	\$—	\$—	\$3,000	\$—	\$—	\$—	\$—	\$500	\$2,500	\$—
OPERATING IMPACT											
PERSONNEL	\$—	\$—	\$—	\$—	\$—	\$—	\$—	\$—	\$—	\$—	\$—
OPERATING	—	—	—	—	—	—	—	—	—	—	—
DEBT	—	—	—	—	—	—	—	—	—	—	—
OTHER	—	—	—	—	—	—	—	—	—	—	—
TOTAL	\$—	\$—	\$—	\$—	\$—	\$—	\$—	\$—	\$—	\$—	\$—



Description: The original building was constructed in 1963. The project includes limited renovation and improvement to the existing instructional spaces to include selected educational program enhancements and a minimum of five systemic improvements.

Justification: Bowie HS Annex Limited Renovation is a cycle 1 project per the Prince George's County Public Schools Educational Facility Master Plan.

Highlights: No highlights are included for this project.

Enabling Legislation: Not Applicable

Location		Status	
Address	15200 Annapolis Road, Bowie	Project Status	Under Construction
Council District	Four	Class	Rehabilitation
Planning Area	Bowie Vicinity	Land Status	Publicly Owned Land

PROJECT MILESTONES

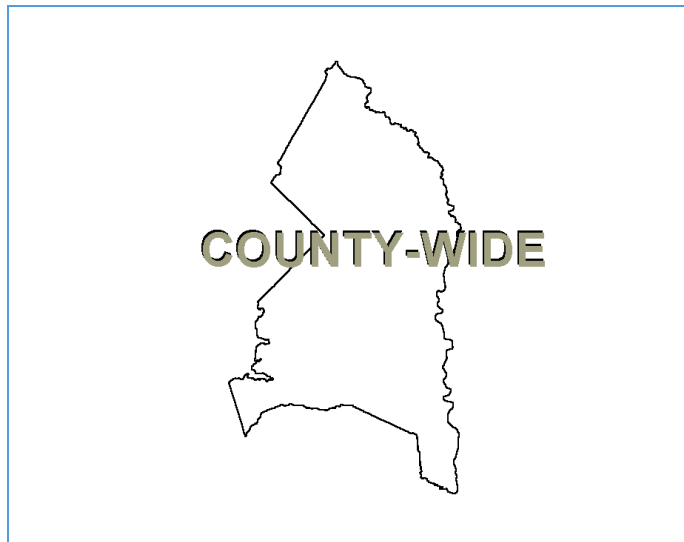
	Estimate	Actual
1 st Year in Capital Program		FY 2015
1 st Year in Capital Budget		FY 2015
Completed Design	TBD	
Began Construction	TBD	
Project Completion	FY 2020	

CUMULATIVE APPROPRIATION (000'S)

Life to Date	FY 2019 Estimate	FY 2020	Total
\$0	\$2,551	\$23,314	\$25,865

Project Summary

Category/Description	Total Project Cost	Life to Date Actual	FY 2019 Estimate	Total 6 Years	Budget Year FY 2020	FY 2021	FY 2022	FY 2023	FY 2024	FY 2025	Beyond 6 Years
EXPENDITURE											
PLANS	\$—	\$—	\$—	\$—	\$—	\$—	\$—	\$—	\$—	\$—	\$—
LAND	—	—	—	—	—	—	—	—	—	—	—
CONSTR	25,865	—	2,551	23,314	23,314	—	—	—	—	—	—
EQUIP	—	—	—	—	—	—	—	—	—	—	—
OTHER	—	—	—	—	—	—	—	—	—	—	—
TOTAL	\$25,865	\$—	\$2,551	\$23,314	\$23,314	\$—	\$—	\$—	\$—	\$—	\$—
FUNDING											
GO BONDS	\$14,190	\$—	\$14,190	\$—	\$—	\$—	\$—	\$—	\$—	\$—	\$—
STATE	11,675	—	11,675	—	—	—	—	—	—	—	—
TOTAL	\$25,865	\$—	\$25,865	\$—	\$—	\$—	\$—	\$—	\$—	\$—	\$—
OPERATING IMPACT											
PERSONNEL	\$—	\$—	\$—	\$—	\$—	\$—	\$—	\$—	\$—	\$—	\$—
OPERATING	—	—	—	—	—	—	—	—	—	—	—
DEBT	—	—	—	—	—	—	—	—	—	—	—
OTHER	—	—	—	—	—	—	—	—	—	—	—
TOTAL	\$—	\$—	\$—	\$—	\$—	\$—	\$—	\$—	\$—	\$—	\$—



Description: This project provides funding for replacing buried heating and motor fuel tanks that are leaking or have deteriorated past the point of repair. All buried tanks over 15 years old will need to be replaced. Replacement tanks will be made of corrosion-resistant materials and will be installed with monitoring wells and other safeguards designed to meet environmental and safety standards. Funding will be used for tank testing, mandatory upgrades, tank replacements, site remediation, cathodic protection, and temporary tank procurement.

Justification: There are currently 263 operational buried fuel tanks on property owned by the Prince George's County Public Schools. Of these, approximately 130 are 20 or more years old. A number of tanks tested to date have shown evidence of leaks indicating the need for replacement. The cost of such replacements is approximately \$100,000 per tank.

Highlights: No highlights are included for this project.

Enabling Legislation: Not Applicable

Location		Status	
Address	Countywide	Project Status	Not Assigned
Council District	Various	Class	Replacement
Planning Area	Not Assigned	Land Status	No Land Involved

PROJECT MILESTONES

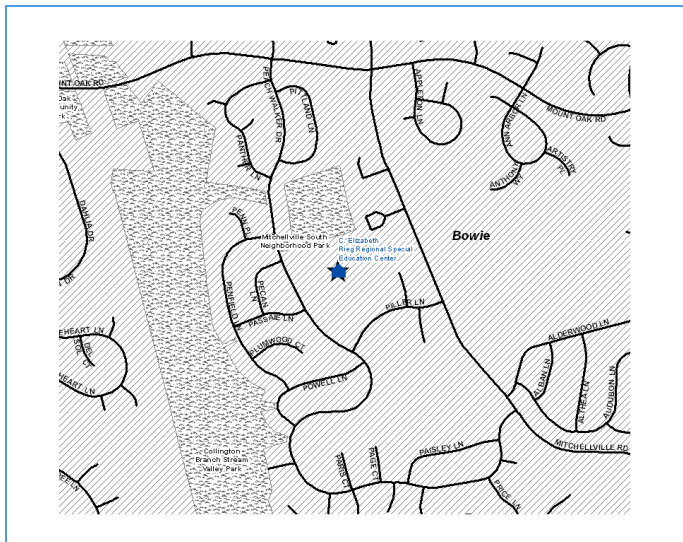
	Estimate	Actual
1 st Year in Capital Program		FY 1989
1 st Year in Capital Budget		FY 1989
Completed Design		Ongoing
Began Construction		Ongoing
Project Completion	FY 2025	

CUMULATIVE APPROPRIATION (000'S)

Life to Date	FY 2019 Estimate	FY 2020	Total
\$5,553	\$500	\$1,400	\$7,453

Project Summary

Category/Description	Total Project Cost	Life to Date Actual	FY 2019 Estimate	Total 6 Years	Budget Year FY 2020	FY 2021	FY 2022	FY 2023	FY 2024	FY 2025	Beyond 6 Years
EXPENDITURE											
PLANS	\$—	\$—	\$—	\$—	\$—	\$—	\$—	\$—	\$—	\$—	\$—
LAND	—	—	—	—	—	—	—	—	—	—	—
CONSTR	9,053	5,553	500	3,000	500	500	500	500	500	500	—
EQUIP	—	—	—	—	—	—	—	—	—	—	—
OTHER	900	—	—	900	900	—	—	—	—	—	—
TOTAL	\$9,953	\$5,553	\$500	\$3,900	\$1,400	\$500	\$500	\$500	\$500	\$500	\$—
FUNDING											
GO BONDS	\$9,953	\$6,003	\$950	\$3,000	\$500	\$500	\$500	\$500	\$500	\$500	\$—
TOTAL	\$9,953	\$6,003	\$950	\$3,000	\$500	\$500	\$500	\$500	\$500	\$500	\$—
OPERATING IMPACT											
PERSONNEL	\$—	\$—	\$—	\$—	\$—	\$—	\$—	\$—	\$—	\$—	\$—
OPERATING	—	—	—	—	—	—	—	—	—	—	—
DEBT	—	—	—	—	—	—	—	—	—	—	—
OTHER	—	—	—	—	—	—	—	—	—	—	—
TOTAL	\$—	\$—	\$—	\$—	\$—	\$—	\$—	\$—	\$—	\$—	\$—



Description: Built in 1978, the school served 103 students in FY 2015. The school is currently planned to accommodate students with severe and profound disabilities from all PGCPs schools and to provide them with a full continuum of Special Education Services including: a therapy tank with locker rooms, toilet/changing rooms, special education classrooms and storage, equipment storage, laundry room, speech therapy, coordinators and other related services offices, a conference room, health room with toilets, computer lab, sensory integration lab, records storage, and OT, PT and MOVE. PGCPs is proposing a limited renovation project with educational enhancements. The project will also include five major systemic improvements in addition to educational upgrades.

Location		Status	
Address	15542 Peach Walker Drive, Bowie	Project Status	Under Construction
Council District	Four	Class	Replacement
Planning Area	Bowie Vicinity	Land Status	Publicly Owned Land

Justification: C. Elizabeth Reig ES Renovation is a cycle 1 project per the Prince George's County Public Schools Educational Facility Master Plan expected to continue through cycle 2.

Highlights: No highlights are included for this project.

Enabling Legislation: Not Applicable

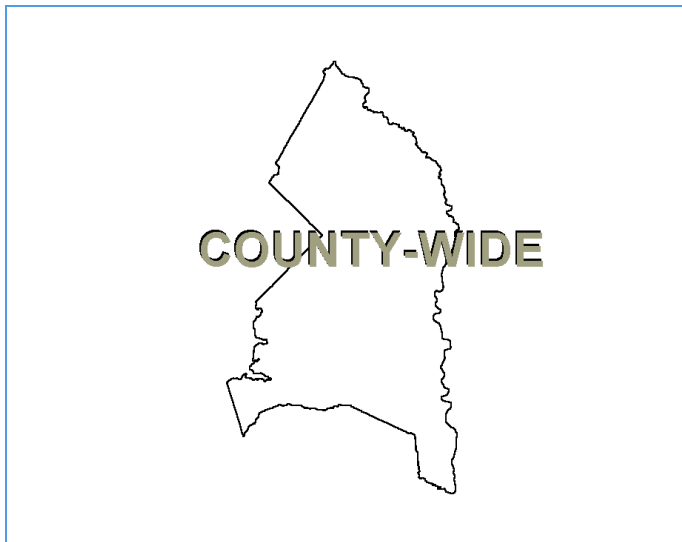
PROJECT MILESTONES		
	Estimate	Actual
1 st Year in Capital Program		FY 2012
1 st Year in Capital Budget		FY 2015
Completed Design	TBD	
Began Construction	TBD	
Project Completion	FY 2026	

CUMULATIVE APPROPRIATION (000'S)

Life to Date	FY 2019 Estimate	FY 2020	Total
\$0	\$531	\$7,243	\$7,774

Project Summary

Category/Description	Total Project Cost	Life to Date Actual	FY 2019 Estimate	Total 6 Years	Budget Year FY 2020	FY 2021	FY 2022	FY 2023	FY 2024	FY 2025	Beyond 6 Years
EXPENDITURE											
PLANS	\$—	\$—	\$—	\$—	\$—	\$—	\$—	\$—	\$—	\$—	\$—
LAND	—	—	—	—	—	—	—	—	—	—	—
CONSTR	31,888	—	531	7,243	7,243	—	—	—	—	—	24,114
EQUIP	—	—	—	—	—	—	—	—	—	—	—
OTHER	—	—	—	—	—	—	—	—	—	—	—
TOTAL	\$31,888	\$—	\$531	\$7,243	\$7,243	\$—	\$—	\$—	\$—	\$—	\$24,114
FUNDING											
GO BONDS	\$22,110	\$64	\$3,709	\$—	\$—	\$—	\$—	\$—	\$—	\$—	\$18,337
STATE	9,778	—	4,001	—	—	—	—	—	—	—	5,777
TOTAL	\$31,888	\$64	\$7,710	\$—	\$—	\$—	\$—	\$—	\$—	\$—	\$24,114
OPERATING IMPACT											
PERSONNEL	\$—	\$—	\$—	\$—	\$—	\$—	\$—	\$—	\$—	\$—	\$—
OPERATING	—	—	—	—	—	—	—	—	—	—	—
DEBT	—	—	—	—	—	—	—	—	—	—	—
OTHER	—	—	—	—	—	—	—	—	—	—	—
TOTAL	\$—	\$—	\$—	\$—	\$—	\$—	\$—	\$—	\$—	\$—	\$—



Description: This project provides funding to retrofit or replace aging air-conditioning equipment with the goal of eliminating the use of chlorofluorocarbons (CFC) based refrigerants. Immediate action will be taken to reduce the release of CFC compounds by installing high efficiency purge pumps on large central chillers. Central chillers will be evaluated on a case-by-case basis to determine whether conversion, renovation or replacement is most appropriate. In addition to central chillers, the project will include rooftop units, absorption systems and cooling towers.

Justification: Many of the large central chillers in our schools have exceeded recommended overhaul intervals. The designed lifetime for rooftop air-conditioning equipment is approximately 15 to 20 years, and most of the rooftop units have already outlived their life expectancy.

Highlights: No highlights are included for this project.

Enabling Legislation: Not Applicable

Location		Status	
Address	Countywide	Project Status	Not Assigned
Council District	Various	Class	Rehabilitation
Planning Area	Not Assigned	Land Status	No Land Involved

PROJECT MILESTONES

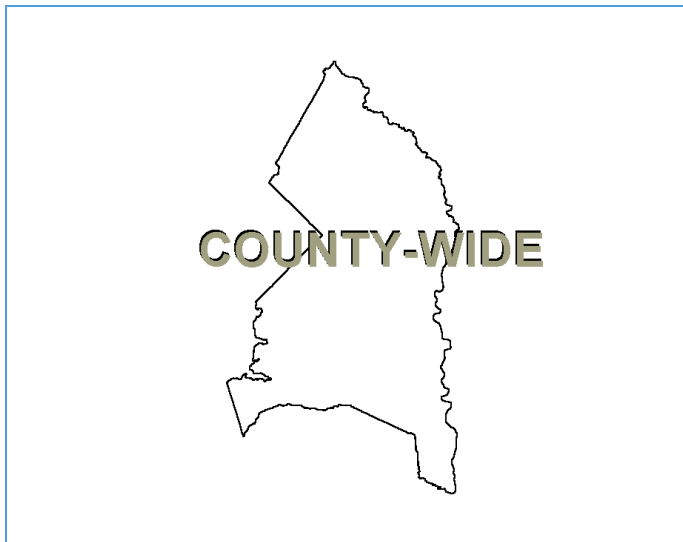
	Estimate	Actual
1 st Year in Capital Program		FY 1996
1 st Year in Capital Budget		FY 1996
Completed Design		Ongoing
Began Construction		Ongoing
Project Completion		Ongoing

CUMULATIVE APPROPRIATION (000'S)

Life to Date	FY 2019 Estimate	FY 2020	Total
\$2,522	\$0	\$4,634	\$7,156

Project Summary

Category/Description	Total Project Cost	Life to Date Actual	FY 2019 Estimate	Total 6 Years	Budget Year FY 2020	FY 2021	FY 2022	FY 2023	FY 2024	FY 2025	Beyond 6 Years
EXPENDITURE											
PLANS	\$—	\$—	\$—	\$—	\$—	\$—	\$—	\$—	\$—	\$—	\$—
LAND	—	—	—	—	—	—	—	—	—	—	—
CONSTR	4,322	2,522	—	1,800	300	300	300	300	300	300	—
EQUIP	—	—	—	—	—	—	—	—	—	—	—
OTHER	4,334	—	—	4,334	4,334	—	—	—	—	—	—
TOTAL	\$8,656	\$2,522	\$—	\$6,134	\$4,634	\$300	\$300	\$300	\$300	\$300	\$—
FUNDING											
GO BONDS	\$8,656	\$6,556	\$300	\$1,800	\$300	\$300	\$300	\$300	\$300	\$300	\$—
TOTAL	\$8,656	\$6,556	\$300	\$1,800	\$300	\$300	\$300	\$300	\$300	\$300	\$—
OPERATING IMPACT											
PERSONNEL	\$—	\$—	\$—	\$—	\$—	\$—	\$—	\$—	\$—	\$—	\$—
OPERATING	—	—	—	—	—	—	—	—	—	—	—
DEBT	—	—	—	—	—	—	—	—	—	—	—
OTHER	—	—	—	—	—	—	—	—	—	—	—
TOTAL	\$—	\$—	\$—	\$—	\$—	\$—	\$—	\$—	\$—	\$—	\$—



Description: This project seeks to improve bus and vehicle service areas at several locations. A feasibility study will be conducted to develop a phased program to improve working conditions at these facilities, enhance worker productivity, and to provide safer working conditions. Fully-enclosed service sheds will be provided at several bus lots.

Justification: There is a critical need to provide the bus lot mechanics with workspaces that afford protection from the elements. These work stations will eliminate the need to transfer buses from bus lots to one of the three garages for repairs.

Highlights: No highlights are included for this project.

Enabling Legislation: Not Applicable

Location		Status	
Address	Countywide	Project Status	Not Assigned
Council District	Various	Class	Rehabilitation
Planning Area	Not Assigned	Land Status	Publicly Owned Land

PROJECT MILESTONES

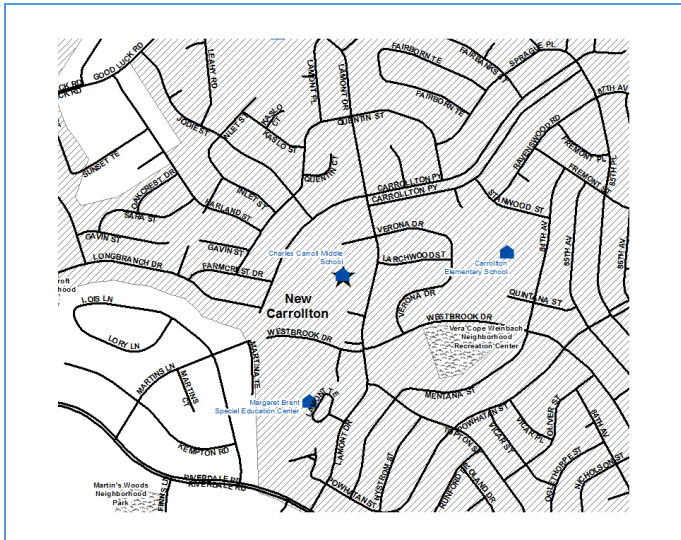
	Estimate	Actual
1 st Year in Capital Program		FY 2001
1 st Year in Capital Budget		FY 2006
Completed Design		Ongoing
Began Construction		Ongoing
Project Completion	FY 2025	

CUMULATIVE APPROPRIATION (000'S)

Life to Date	FY 2019 Estimate	FY 2020	Total
\$3,335	\$635	\$500	\$4,470

Project Summary

Category/Description	Total Project Cost	Life to Date Actual	FY 2019 Estimate	Total 6 Years	Budget Year FY 2020	FY 2021	FY 2022	FY 2023	FY 2024	FY 2025	Beyond 6 Years
EXPENDITURE											
PLANS	\$—	\$—	\$—	\$—	\$—	\$—	\$—	\$—	\$—	\$—	\$—
LAND	—	—	—	—	—	—	—	—	—	—	—
CONSTR	14,023	3,335	188	10,500	500	2,000	2,000	2,000	2,000	2,000	—
EQUIP	—	—	—	—	—	—	—	—	—	—	—
OTHER	447	—	447	—	—	—	—	—	—	—	—
TOTAL	\$14,470	\$3,335	\$635	\$10,500	\$500	\$2,000	\$2,000	\$2,000	\$2,000	\$2,000	\$—
FUNDING											
GO BONDS	\$14,025	\$3,025	\$500	\$10,500	\$500	\$2,000	\$2,000	\$2,000	\$2,000	\$2,000	\$—
OTHER	445	445	—	—	—	—	—	—	—	—	—
TOTAL	\$14,470	\$3,470	\$500	\$10,500	\$500	\$2,000	\$2,000	\$2,000	\$2,000	\$2,000	\$—
OPERATING IMPACT											
PERSONNEL	\$—	\$—	\$—	\$—	\$—	\$—	\$—	\$—	\$—	\$—	\$—
OPERATING	—	—	—	—	—	—	—	—	—	—	—
DEBT	—	—	—	—	—	—	—	—	—	—	—
OTHER	—	—	—	—	—	—	—	—	—	—	—
TOTAL	\$—	\$—	\$—	\$—	\$—	\$—	\$—	\$—	\$—	\$—	\$—



Description: A full renovation/replacement and addition is recommended for Charles Carroll Middle School (Planning Area 34) driven by educational adequacy deficiencies, poor condition of the building systems, and severe overutilization. Using the Board-adopted prototypical educational specifications, the Educational Facility Master Plan (EFMP), recommends 56,000 additional SF for a maximum capacity of 1,200.

Justification: Charles Carroll MS is a cycle 1 school per the Prince George's County Public Schools Educational Facility Master Plan.

Highlights: No highlights are included for this project.

Enabling Legislation: Not Applicable

Location		Status	
Address	6130 Lamont Drive, New Carrollton	Project Status	Design Not Begun
Council District	Three	Class	Rehabilitation
Planning Area	Defense Hgts. - Bladensburg & Vicinity	Land Status	Publicly Owned Land

PROJECT MILESTONES

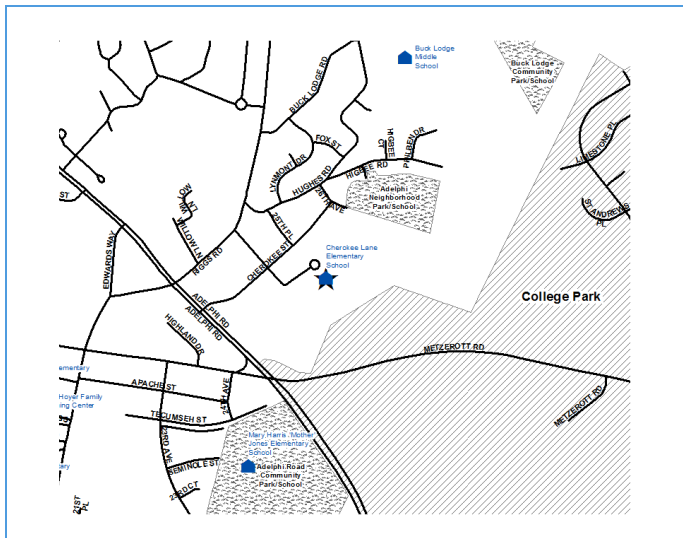
	Estimate	Actual
1 st Year in Capital Program		FY 2013
1 st Year in Capital Budget		FY 2015
Completed Design	TBD	
Began Construction	TBD	
Project Completion	FY 2027	

CUMULATIVE APPROPRIATION (000'S)

Life to Date	FY 2019 Estimate	FY 2020	Total
\$0	\$0	\$0	\$0

Project Summary

Category/Description	Total Project Cost	Life to Date Actual	FY 2019 Estimate	Total 6 Years	Budget Year FY 2020	FY 2021	FY 2022	FY 2023	FY 2024	FY 2025	Beyond 6 Years
EXPENDITURE											
PLANS	\$500	\$—	\$—	\$—	\$—	\$—	\$—	\$—	\$—	\$—	\$500
LAND	—	—	—	—	—	—	—	—	—	—	—
CONSTR	90,100	—	—	—	—	—	—	—	—	—	90,100
EQUIP	—	—	—	—	—	—	—	—	—	—	—
OTHER	—	—	—	—	—	—	—	—	—	—	—
TOTAL	\$90,600	\$—	\$—	\$—	\$—	\$—	\$—	\$—	\$—	\$—	\$90,600
FUNDING											
STATE	\$40,900	\$—	\$—	\$—	\$—	\$—	\$—	\$—	\$—	\$—	\$40,900
OTHER	49,700	—	—	—	—	—	—	—	—	—	49,700
TOTAL	\$90,600	\$—	\$—	\$—	\$—	\$—	\$—	\$—	\$—	\$—	\$90,600
OPERATING IMPACT											
PERSONNEL	\$—	\$—	\$—	\$—	\$—	\$—	\$—	\$—	\$—	\$—	\$—
OPERATING	—	—	—	—	—	—	—	—	—	—	—
DEBT	—	—	—	—	—	—	—	—	—	—	—
OTHER	—	—	—	—	—	—	—	—	—	—	—
TOTAL	\$—	\$—	\$—	\$—	\$—	\$—	\$—	\$—	\$—	\$—	\$—



Description: A full renovation/replacement and addition is recommended for Cherokee Lane Elementary School (Planning Area 3) driven by educational adequacy deficiencies, poor condition of the building systems, and overutilization. Using the Board-adopted prototypical educational specifications, the Educational Facility Master Plan (EFMP), recommends 15,000 additional SF for a capacity of 425 (Grades PreK-5).

Justification: Cherokee Lane ES is a cycle 1 school per the Prince George's County Public Schools Educational Facility Master Plan.

Highlights: Project is under a State pilot program where State funding is contingent upon percent completion. State funding includes a \$1,000 IAC placeholder as well as \$13,099,000 in Board of Education State Contingency funds from prior projects with anticipated project close out funding to be reimbursed in FY 2021. Cherokee Lane ES is to be relocated adjacent to Buck Lodge MS. Current infrastructure is limited and alternative road access is preferred. To address this high priority need, funding was provided in the Land, Building, and Infrastructure project (AA772953).

Location		Status	
Address	9000 25th Avenue, Adelphi	Project Status	Design Stage
Council District	One	Class	Replacement
Planning Area	Takoma Park-Langley Park	Land Status	No Land Involved

PROJECT MILESTONES

	Estimate	Actual
1 st Year in Capital Program		FY 2017
1 st Year in Capital Budget		FY 2020
Completed Design		FY 2019
Began Construction	FY 2020	
Project Completion	FY 2021	

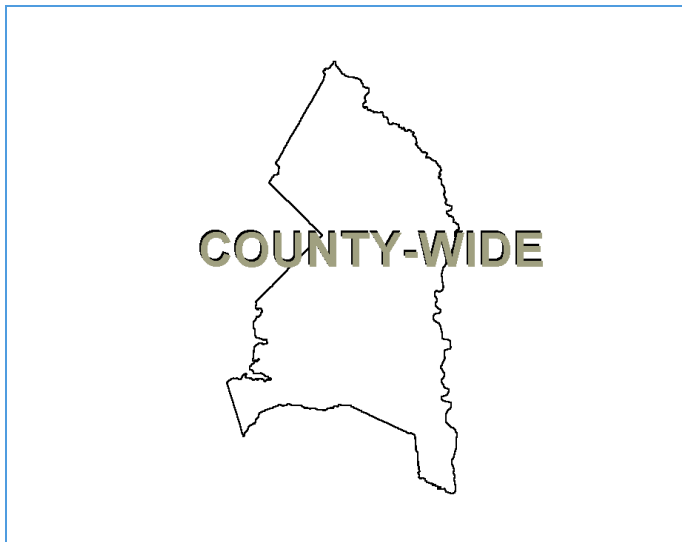
Enabling Legislation: Not Applicable

CUMULATIVE APPROPRIATION (000'S)

Life to Date	FY 2019 Estimate	FY 2020	Total
\$0	\$0	\$31,400	\$31,400

Project Summary

Category/Description	Total Project Cost	Life to Date Actual	FY 2019 Estimate	Total 6 Years	Budget Year FY 2020	FY 2021	FY 2022	FY 2023	FY 2024	FY 2025	Beyond 6 Years
EXPENDITURE											
PLANS	\$—	\$—	\$—	\$—	\$—	\$—	\$—	\$—	\$—	\$—	\$—
LAND	—	—	—	—	—	—	—	—	—	—	—
CONSTR	31,400	—	—	31,400	31,400	—	—	—	—	—	—
EQUIP	—	—	—	—	—	—	—	—	—	—	—
OTHER	—	—	—	—	—	—	—	—	—	—	—
TOTAL	\$31,400	\$—	\$—	\$31,400	\$31,400	\$—	\$—	\$—	\$—	\$—	\$—
FUNDING											
GO BONDS	\$13,700	\$—	\$—	\$13,700	\$13,700	\$—	\$—	\$—	\$—	\$—	\$—
STATE	17,700	—	—	17,700	13,100	4,600	—	—	—	—	—
TOTAL	\$31,400	\$—	\$—	\$31,400	\$26,800	\$4,600	\$—	\$—	\$—	\$—	\$—
OPERATING IMPACT											
PERSONNEL	\$—	\$—	\$—	\$—	\$—	\$—	\$—	\$—	\$—	\$—	\$—
OPERATING	—	—	—	—	—	—	—	—	—	—	—
DEBT	—	—	—	—	—	—	—	—	—	—	—
OTHER	—	—	—	—	—	—	—	—	—	—	—
TOTAL	\$—	\$—	\$—	\$—	\$—	\$—	\$—	\$—	\$—	\$—	\$—



Description: This project consists of updating a number of existing school buildings to meet current county, state and federal building codes. Top priority will be given to the fire hydrant line extensions and the remaining funding will be used for other pending high-priority needs.

Justification: All code requirements were met at the time the schools were built; however, codes have continued to be upgraded. New fire, health, safety and handicap codes require alterations to correct deficiencies noted in annual inspections by the regulating agencies.

Highlights: No highlights are included for this project.

Enabling Legislation: Not Applicable

Location		Status	
Address	Countywide	Project Status	Not Assigned
Council District	Various	Class	Rehabilitation
Planning Area	Not Assigned	Land Status	No Land Involved

PROJECT MILESTONES

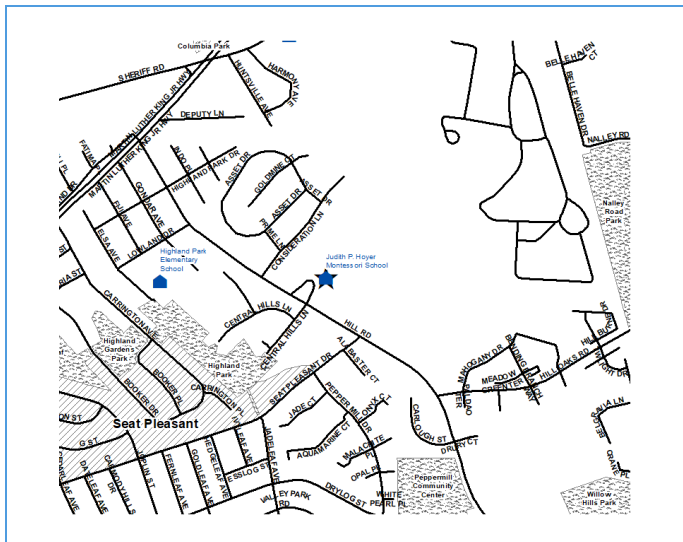
	Estimate	Actual
1 st Year in Capital Program		FY 1981
1 st Year in Capital Budget		FY 1981
Completed Design		Ongoing
Began Construction		Ongoing
Project Completion		Ongoing

CUMULATIVE APPROPRIATION (000'S)

Life to Date	FY 2019 Estimate	FY 2020	Total
\$5,881	\$548	\$1,934	\$8,363

Project Summary

Category/Description	Total Project Cost	Life to Date Actual	FY 2019 Estimate	Total 6 Years	Budget Year FY 2020	FY 2021	FY 2022	FY 2023	FY 2024	FY 2025	Beyond 6 Years
EXPENDITURE											
PLANS	\$—	\$—	\$—	\$—	\$—	\$—	\$—	\$—	\$—	\$—	\$—
LAND	—	—	—	—	—	—	—	—	—	—	—
CONSTR	16,929	5,881	548	10,500	1,500	1,600	1,400	2,000	2,000	2,000	—
EQUIP	—	—	—	—	—	—	—	—	—	—	—
OTHER	434	—	—	434	434	—	—	—	—	—	—
TOTAL	\$17,363	\$5,881	\$548	\$10,934	\$1,934	\$1,600	\$1,400	\$2,000	\$2,000	\$2,000	\$—
FUNDING											
GO BONDS	\$16,050	\$5,050	\$500	\$10,500	\$1,500	\$1,600	\$1,400	\$2,000	\$2,000	\$2,000	\$—
OTHER	1,313	1,313	—	—	—	—	—	—	—	—	—
TOTAL	\$17,363	\$6,363	\$500	\$10,500	\$1,500	\$1,600	\$1,400	\$2,000	\$2,000	\$2,000	\$—
OPERATING IMPACT											
PERSONNEL	\$—	\$—	\$—	\$—	\$—	\$—	\$—	\$—	\$—	\$—	\$—
OPERATING	—	—	—	—	—	—	—	—	—	—	—
DEBT	—	—	—	—	—	—	—	—	—	—	—
OTHER	—	—	—	—	—	—	—	—	—	—	—
TOTAL	\$—	\$—	\$—	\$—	\$—	\$—	\$—	\$—	\$—	\$—	\$—



Description: This project replaces Elementary School Area #3. The facility addresses current and projected over utilization.

Justification: The project aligns with the Educational Facility Master Plan as a staged modernization effort.

Highlights: No highlights are included for this project.

Enabling Legislation: Not Applicable

Location		Status	
Address	8910 Riggs Road, Landover	Project Status	Design Not Begun
Council District	Three	Class	Rehabilitation
Planning Area	Landover Area	Land Status	No Land Involved

PROJECT MILESTONES

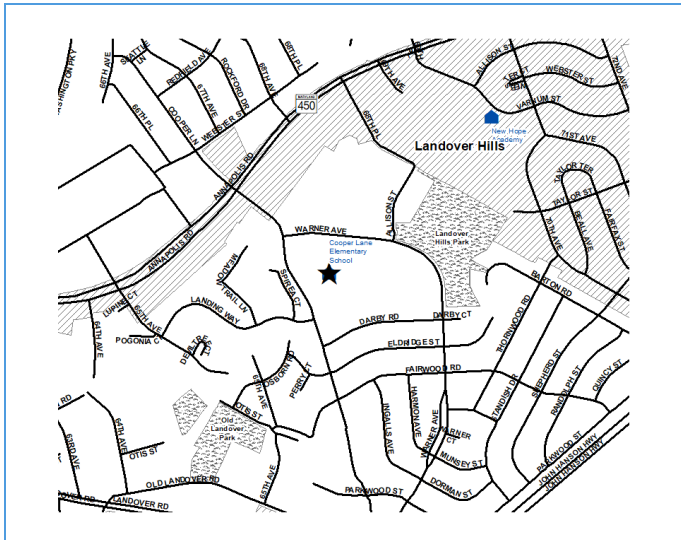
	Estimate	Actual
1 st Year in Capital Program		FY 2020
1 st Year in Capital Budget		FY 2020
Completed Design	FY 2020	
Began Construction	FY 2020	
Project Completion	FY 2024	

CUMULATIVE APPROPRIATION (000'S)

Life to Date	FY 2019 Estimate	FY 2020	Total
\$0	\$0	\$1,800	\$1,800

Project Summary

Category/Description	Total Project Cost	Life to Date Actual	FY 2019 Estimate	Total 6 Years	Budget Year FY 2020	FY 2021	FY 2022	FY 2023	FY 2024	FY 2025	Beyond 6 Years
EXPENDITURE											
PLANS	\$—	\$—	\$—	\$—	\$—	\$—	\$—	\$—	\$—	\$—	\$—
LAND	—	—	—	—	—	—	—	—	—	—	—
CONSTR	41,600	—	—	41,600	1,800	—	19,900	19,900	—	—	—
EQUIP	—	—	—	—	—	—	—	—	—	—	—
OTHER	—	—	—	—	—	—	—	—	—	—	—
TOTAL	\$41,600	\$—	\$—	\$41,600	\$1,800	\$—	\$19,900	\$19,900	\$—	\$—	\$—
FUNDING											
GO BONDS	\$41,600	\$—	\$—	\$41,600	\$1,800	\$—	\$19,900	\$19,900	\$—	\$—	\$—
TOTAL	\$41,600	\$—	\$—	\$41,600	\$1,800	\$—	\$19,900	\$19,900	\$—	\$—	\$—
OPERATING IMPACT											
PERSONNEL	\$—	\$—	\$—	\$—	\$—	\$—	\$—	\$—	\$—	\$—	\$—
OPERATING	—	—	—	—	—	—	—	—	—	—	—
DEBT	—	—	—	—	—	—	—	—	—	—	—
OTHER	—	—	—	—	—	—	—	—	—	—	—
TOTAL	\$—	\$—	\$—	\$—	\$—	\$—	\$—	\$—	\$—	\$—	\$—



Description: This project will provide a permanent addition to the existing facility with minor ADA upgrades. It will also provide capacity relief directly to Templeton, Ports Town and Rodger Heights elementary schools.

Justification: Capacity relief and ADA upgrades can be achieved without full scale new school construction.

Highlights: No highlights are included for this project.

Enabling Legislation: Not Applicable

Location		Status	
Address	3817 Cooper Lane, Hyattsville	Project Status	Design Not Begun
Council District	Three	Class	Rehabilitation
Planning Area	Defense Hgts. - Bladensburg & Vicinity	Land Status	No Land Involved

PROJECT MILESTONES

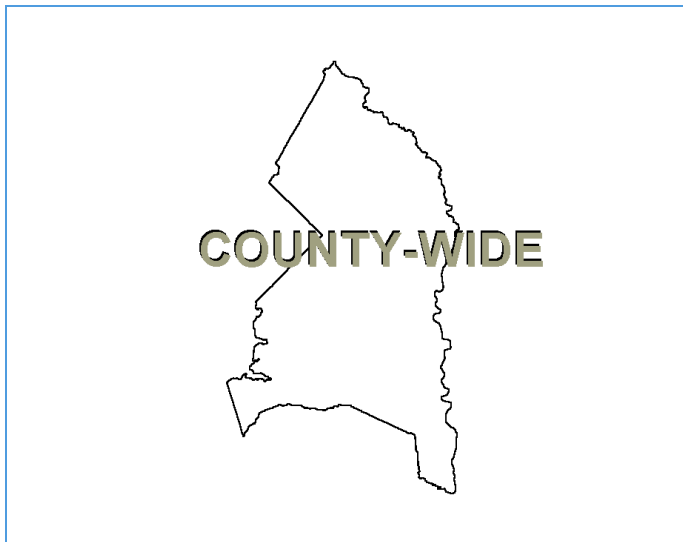
	Estimate	Actual
1 st Year in Capital Program		FY 2020
1 st Year in Capital Budget		FY XXXX
Completed Design	TBD	
Began Construction	TBD	
Project Completion	FY 2026	

CUMULATIVE APPROPRIATION (000'S)

Life to Date	FY 2019 Estimate	FY 2020	Total
\$0	\$0	\$0	\$0

Project Summary

Category/Description	Total Project Cost	Life to Date Actual	FY 2019 Estimate	Total 6 Years	Budget Year FY 2020	FY 2021	FY 2022	FY 2023	FY 2024	FY 2025	Beyond 6 Years
EXPENDITURE											
PLANS	\$—	\$—	\$—	\$—	\$—	\$—	\$—	\$—	\$—	\$—	\$—
LAND	—	—	—	—	—	—	—	—	—	—	—
CONSTR	11,500	—	—	11,500	—	—	—	2,500	4,500	4,500	—
EQUIP	—	—	—	—	—	—	—	—	—	—	—
OTHER	—	—	—	—	—	—	—	—	—	—	—
TOTAL	\$11,500	\$—	\$—	\$11,500	\$—	\$—	\$—	\$2,500	\$4,500	\$4,500	\$—
FUNDING											
OTHER	\$11,500	\$—	\$—	\$11,500	\$—	\$—	\$—	\$2,500	\$4,500	\$4,500	\$—
TOTAL	\$11,500	\$—	\$—	\$11,500	\$—	\$—	\$—	\$2,500	\$4,500	\$4,500	\$—
OPERATING IMPACT											
PERSONNEL	\$—	\$—	\$—	\$—	\$—	\$—	\$—	\$—	\$—	\$—	\$—
OPERATING	—	—	—	—	—	—	—	—	—	—	—
DEBT	—	—	—	—	—	—	—	—	—	—	—
OTHER	—	—	—	—	—	—	—	—	—	—	—
TOTAL	\$—	\$—	\$—	\$—	\$—	\$—	\$—	\$—	\$—	\$—	\$—



Description: This staged renovation focuses on changes related to facilities. These would include enhancements to large spaces such as cafeterias, multi-purpose rooms, gymnasiums, media centers restrooms and fixtures, stage flooring, and hallways.

Justification: This staged renovation is intended to be used for those facilities deemed structurally sound and requiring no additional capacity. Because of its flexibility, it should result in the reduction of systemic maintenance.

Highlights: FY 2020 includes funding for Benjamin Tasker MS, Frances Fuchs ES, Longfields ES and Thomas Johnson MS. Each school is funded at \$600,000 for staged renovation efforts.

Enabling Legislation: Not Applicable

Location		Status	
Address	Countywide	Project Status	Not Assigned
Council District	Various	Class	Rehabilitation
Planning Area	Not Assigned	Land Status	No Land Involved

PROJECT MILESTONES

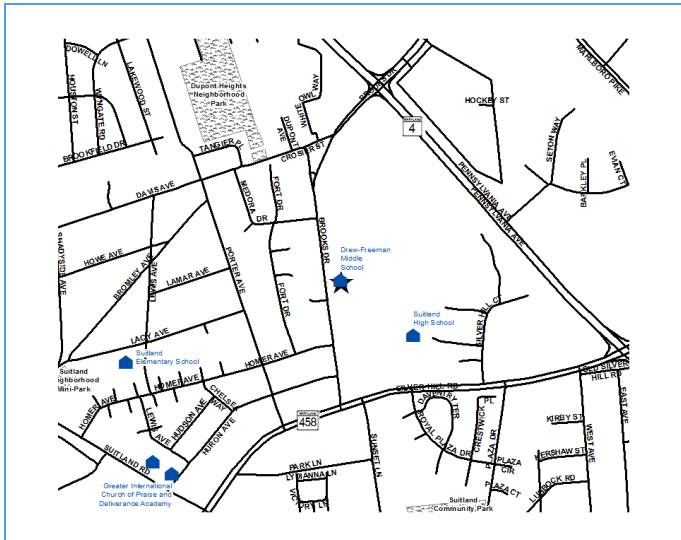
	Estimate	Actual
1 st Year in Capital Program		FY 2020
1 st Year in Capital Budget		FY 2020
Completed Design		Ongoing
Began Construction		Ongoing
Project Completion		Ongoing

CUMULATIVE APPROPRIATION (000'S)

Life to Date	FY 2019 Estimate	FY 2020	Total
\$0	\$0	\$2,400	\$2,400

Project Summary

Category/Description	Total Project Cost	Life to Date Actual	FY 2019 Estimate	Total 6 Years	Budget Year FY 2020	FY 2021	FY 2022	FY 2023	FY 2024	FY 2025	Beyond 6 Years
EXPENDITURE											
PLANS	\$—	\$—	\$—	\$—	\$—	\$—	\$—	\$—	\$—	\$—	\$—
LAND	—	—	—	—	—	—	—	—	—	—	—
CONSTR	71,200	—	—	71,200	2,400	20,100	12,700	12,000	12,000	12,000	—
EQUIP	—	—	—	—	—	—	—	—	—	—	—
OTHER	—	—	—	—	—	—	—	—	—	—	—
TOTAL	\$71,200	\$—	\$—	\$71,200	\$2,400	\$20,100	\$12,700	\$12,000	\$12,000	\$12,000	\$—
FUNDING											
GO BONDS	\$56,500	\$—	\$—	\$56,500	\$2,400	\$20,100	\$12,000	\$—	\$10,000	\$12,000	\$—
OTHER	14,700	—	—	14,700	—	—	700	12,000	2,000	—	—
TOTAL	\$71,200	\$—	\$—	\$71,200	\$2,400	\$20,100	\$12,700	\$12,000	\$12,000	\$12,000	\$—
OPERATING IMPACT											
PERSONNEL	\$—	\$—	\$—	\$—	\$—	\$—	\$—	\$—	\$—	\$—	\$—
OPERATING	—	—	—	—	—	—	—	—	—	—	—
DEBT	—	—	—	—	—	—	—	—	—	—	—
OTHER	—	—	—	—	—	—	—	—	—	—	—
TOTAL	\$—	\$—	\$—	\$—	\$—	\$—	\$—	\$—	\$—	\$—	\$—



Description: A full renovation/replacement and addition is recommended for Drew-Freeman Middle School (Planning Area 37) driven by educational adequacy deficiencies and poor condition of the building systems. Using the Board-adopted prototypical educational specifications, the EFMP recommends 14,000 additional SF and reconfiguration of existing spaces for a capacity of 1,000.

Justification: Drew Freeman MS is a cycle 1 school per the Prince George's County Public Schools Educational Facility Master Plan.

Highlights: No highlights are included for this project.

Enabling Legislation: Not Applicable

Location		Status	
Address	2600 Brooks Drive, Suitland	Project Status	Design Not Begun
Council District	Seven	Class	Replacement
Planning Area	Suitland, District Heights & Vicinity	Land Status	No Land Involved

PROJECT MILESTONES

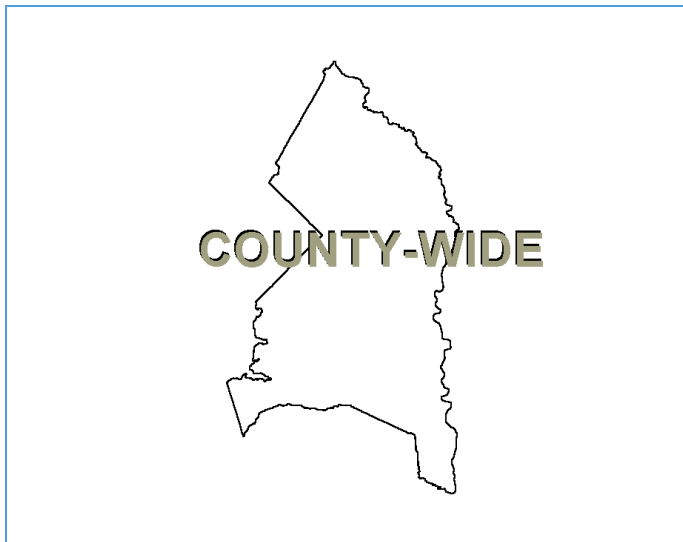
	Estimate	Actual
1 st Year in Capital Program		FY 2017
1 st Year in Capital Budget		FY XXXX
Completed Design	TBD	
Began Construction	TBD	
Project Completion	FY 2027	

CUMULATIVE APPROPRIATION (000'S)

Life to Date	FY 2019 Estimate	FY 2020	Total
\$0	\$0	\$0	\$0

Project Summary

Category/Description	Total Project Cost	Life to Date Actual	FY 2019 Estimate	Total 6 Years	Budget Year FY 2020	FY 2021	FY 2022	FY 2023	FY 2024	FY 2025	Beyond 6 Years
EXPENDITURE											
PLANS	\$—	\$—	\$—	\$—	\$—	\$—	\$—	\$—	\$—	\$—	\$—
LAND	—	—	—	—	—	—	—	—	—	—	—
CONSTR	83,197	—	—	37,200	—	—	—	—	18,600	18,600	45,997
EQUIP	—	—	—	—	—	—	—	—	—	—	—
OTHER	—	—	—	—	—	—	—	—	—	—	—
TOTAL	\$83,197	\$—	\$—	\$37,200	\$—	\$—	\$—	\$—	\$18,600	\$18,600	\$45,997
FUNDING											
OTHER	\$83,197	\$—	\$—	\$37,200	\$—	\$—	\$—	\$—	\$18,600	\$18,600	\$45,997
TOTAL	\$83,197	\$—	\$—	\$37,200	\$—	\$—	\$—	\$—	\$18,600	\$18,600	\$45,997
OPERATING IMPACT											
PERSONNEL	\$—	\$—	\$—	\$—	\$—	\$—	\$—	\$—	\$—	\$—	\$—
OPERATING	—	—	—	—	—	—	—	—	—	—	—
DEBT	—	—	—	—	—	—	—	—	—	—	—
OTHER	—	—	—	—	—	—	—	—	—	—	—
TOTAL	\$—	\$—	\$—	\$—	\$—	\$—	\$—	\$—	\$—	\$—	\$—



Description: This project provides State reimbursement of County funds used to construct eligible school construction projects for which State funds have not yet been allocated.

Justification: To complete construction and closeout a number of schools where the State did not provide its formula-driven share of State school construction aid, the County must substitute its own funds and seek State reimbursement in a future year.

Highlights: In FY 2020, the State funding of \$9,285M includes reimbursement for Rosa Parks ES, \$2.6M; Mary Harris Jones ES, \$1.45M; Lake Arbor ES, \$3.14M; and Suitland ES, \$2.09M. This revenue will free up an equivalent amount of County resources that will be used to fund the Stadium Upgrades project - A4770082.

Enabling Legislation: Not Applicable

Location		Status	
Address	Countywide	Project Status	Not Assigned
Council District	Various	Class	New Construction
Planning Area	Not Assigned	Land Status	No Land Involved

PROJECT MILESTONES

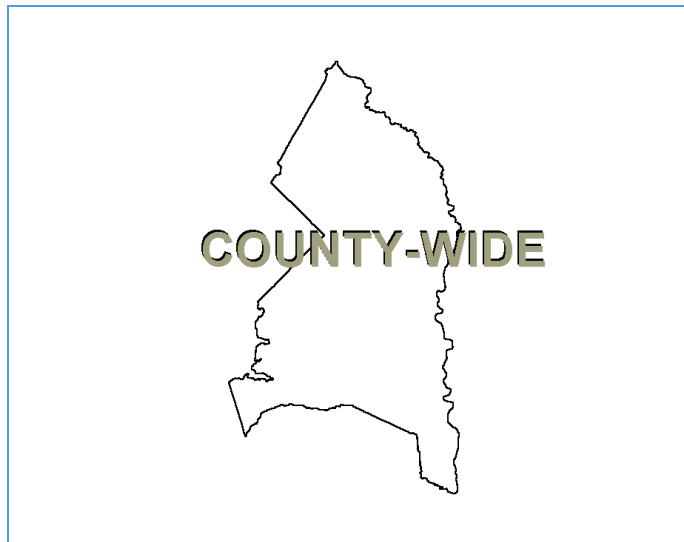
	Estimate	Actual
1 st Year in Capital Program		FY 2003
1 st Year in Capital Budget		FY 2003
Completed Design		Ongoing
Began Construction		Ongoing
Project Completion		Ongoing

CUMULATIVE APPROPRIATION (000'S)

Life to Date	FY 2019 Estimate	FY 2020	Total
\$0	\$0	\$0	\$0

Project Summary

Category/Description	Total Project Cost	Life to Date Actual	FY 2019 Estimate	Total 6 Years	Budget Year FY 2020	FY 2021	FY 2022	FY 2023	FY 2024	FY 2025	Beyond 6 Years
EXPENDITURE											
PLANS	\$—	\$—	\$—	\$—	\$—	\$—	\$—	\$—	\$—	\$—	\$—
LAND	—	—	—	—	—	—	—	—	—	—	—
CONSTR	—	—	—	—	—	—	—	—	—	—	—
EQUIP	—	—	—	—	—	—	—	—	—	—	—
OTHER	10	—	—	—	—	—	—	—	—	—	10
TOTAL	\$10	\$—	\$—	\$—	\$—	\$—	\$—	\$—	\$—	\$—	\$10
FUNDING											
STATE	\$10	\$—	\$—	\$—	\$—	\$—	\$—	\$—	\$—	\$—	\$10
TOTAL	\$10	\$—	\$—	\$—	\$—	\$—	\$—	\$—	\$—	\$—	\$10
OPERATING IMPACT											
PERSONNEL	\$—	\$—	\$—	\$—	\$—	\$—	\$—	\$—	\$—	\$—	\$—
OPERATING	—	—	—	—	—	—	—	—	—	—	—
DEBT	—	—	—	—	—	—	—	—	—	—	—
OTHER	—	—	—	—	—	—	—	—	—	—	—
TOTAL	\$—	\$—	\$—	\$—	\$—	\$—	\$—	\$—	\$—	\$—	\$—



Description: This staged renovation addresses improvements to instructional areas. These improvements would include new whiteboards and other interactive teaching technology, new classroom fixtures, improved wireless access, flexible furniture, functional electrical outlets comfortable lighting and good acoustics.

Justification: This staged renovation is intended to be used for those facilities deemed structurally sound and requiring no additional capacity. Because of its flexibility, it should result in the reduction of systemic maintenance.

Highlights: In FY 2020, staged renovations are planned for Calverton ES.

Enabling Legislation: Not Applicable

Location		Status	
Address	Countywide	Project Status	Not Assigned
Council District	Various	Class	Rehabilitation
Planning Area	Not Assigned	Land Status	No Land Involved

PROJECT MILESTONES

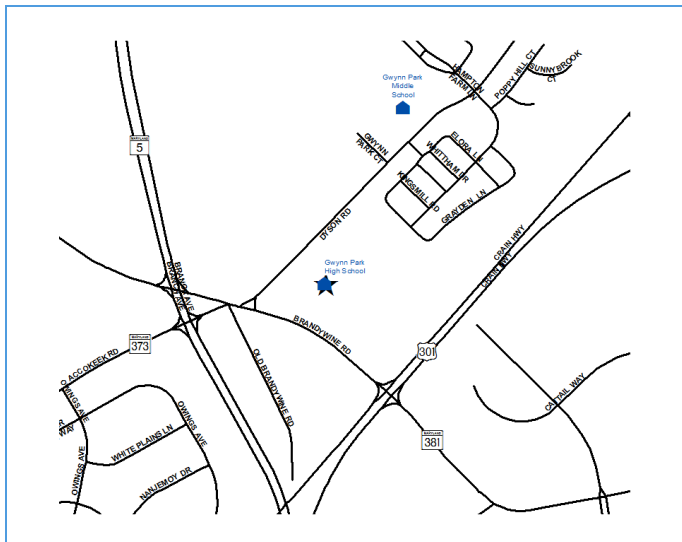
	Estimate	Actual
1 st Year in Capital Program		FY 2020
1 st Year in Capital Budget		FY 2020
Completed Design		Ongoing
Began Construction		Ongoing
Project Completion		Ongoing

CUMULATIVE APPROPRIATION (000'S)

Life to Date	FY 2019 Estimate	FY 2020	Total
\$0	\$0	\$1,950	\$1,950

Project Summary

Category/Description	Total Project Cost	Life to Date Actual	FY 2019 Estimate	Total 6 Years	Budget Year FY 2020	FY 2021	FY 2022	FY 2023	FY 2024	FY 2025	Beyond 6 Years
EXPENDITURE											
PLANS	\$—	\$—	\$—	\$—	\$—	\$—	\$—	\$—	\$—	\$—	\$—
LAND	—	—	—	—	—	—	—	—	—	—	—
CONSTR	36,350	—	—	36,350	1,950	1,200	2,300	22,400	3,500	5,000	—
EQUIP	—	—	—	—	—	—	—	—	—	—	—
OTHER	—	—	—	—	—	—	—	—	—	—	—
TOTAL	\$36,350	\$—	\$—	\$36,350	\$1,950	\$1,200	\$2,300	\$22,400	\$3,500	\$5,000	\$—
FUNDING											
GO BONDS	\$13,450	\$—	\$—	\$13,450	\$1,950	\$1,200	\$2,300	\$—	\$3,000	\$5,000	\$—
OTHER	22,900	—	—	22,900	—	—	—	22,400	500	—	—
TOTAL	\$36,350	\$—	\$—	\$36,350	\$1,950	\$1,200	\$2,300	\$22,400	\$3,500	\$5,000	\$—
OPERATING IMPACT											
PERSONNEL	\$—	\$—	\$—	\$—	\$—	\$—	\$—	\$—	\$—	\$—	\$—
OPERATING	—	—	—	—	—	—	—	—	—	—	—
DEBT	—	—	—	—	—	—	—	—	—	—	—
OTHER	—	—	—	—	—	—	—	—	—	—	—
TOTAL	\$—	\$—	\$—	\$—	\$—	\$—	\$—	\$—	\$—	\$—	\$—



Description: A full renovation/replacement is recommended for Gwynn Park High School (Planning Area 40) driven by educational adequacy deficiencies and poor condition of the building systems. Using the Board-adopted prototypical educational specifications, the EFMP recommends a full renovation/replacement for a capacity of 1,100.

Justification: Gwynn Park HS is a cycle 1 school per the Prince George's County Public Schools Educational Facility Master Plan.

Highlights: No highlights are included for this project.

Enabling Legislation: Not Applicable

Location		Status	
Address	13800 Brandywine Road, Brandywine	Project Status	Design Not Begun
Council District	Nine	Class	Replacement
Planning Area	Brandywine & Vicinity	Land Status	No Land Involved

PROJECT MILESTONES

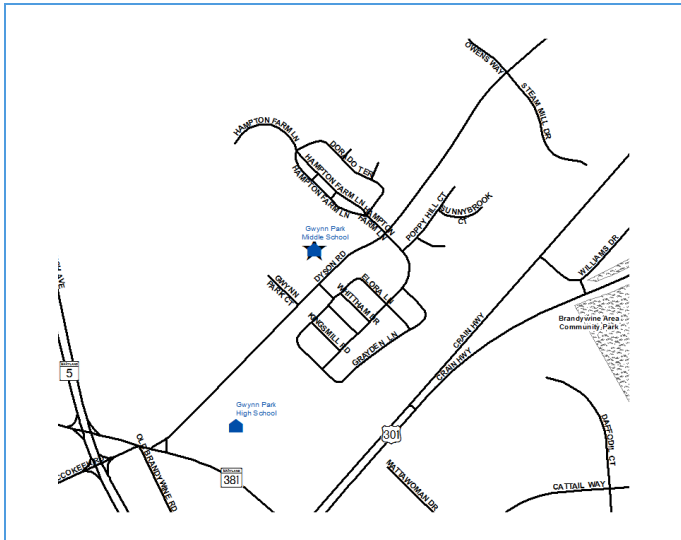
	Estimate	Actual
1 st Year in Capital Program		FY 2017
1 st Year in Capital Budget		FY XXXX
Completed Design	TBD	
Began Construction	TBD	
Project Completion	FY 2027	

CUMULATIVE APPROPRIATION (000'S)

Life to Date	FY 2019 Estimate	FY 2020	Total
\$0	\$0	\$0	\$0

Project Summary

Category/Description	Total Project Cost	Life to Date Actual	FY 2019 Estimate	Total 6 Years	Budget Year FY 2020	FY 2021	FY 2022	FY 2023	FY 2024	FY 2025	Beyond 6 Years
EXPENDITURE											
PLANS	\$—	\$—	\$—	\$—	\$—	\$—	\$—	\$—	\$—	\$—	\$—
LAND	—	—	—	—	—	—	—	—	—	—	—
CONSTR	146,400	—	—	24,400	—	—	—	—	—	24,400	122,000
EQUIP	—	—	—	—	—	—	—	—	—	—	—
OTHER	—	—	—	—	—	—	—	—	—	—	—
TOTAL	\$146,400	\$—	\$—	\$24,400	\$—	\$—	\$—	\$—	\$—	\$24,400	\$122,000
FUNDING											
STATE	\$12,000	\$—	\$—	\$12,000	\$—	\$—	\$—	\$—	\$—	\$12,000	\$—
OTHER	134,400	—	—	12,400	—	—	—	—	—	12,400	122,000
TOTAL	\$146,400	\$—	\$—	\$24,400	\$—	\$—	\$—	\$—	\$—	\$24,400	\$122,000
OPERATING IMPACT											
PERSONNEL	\$—	\$—	\$—	\$—	\$—	\$—	\$—	\$—	\$—	\$—	\$—
OPERATING	—	—	—	—	—	—	—	—	—	—	—
DEBT	—	—	—	—	—	—	—	—	—	—	—
OTHER	—	—	—	—	—	—	—	—	—	—	—
TOTAL	\$—	\$—	\$—	\$—	\$—	\$—	\$—	\$—	\$—	\$—	\$—



Description: A full renovation is recommended for Gwynn Park Middle School (Planning Area 37) driven by educational adequacy deficiencies and poor condition of the building systems. Using the Board-adopted prototypical educational specifications, the EFMP recommends renovating to a capacity of 800.

Justification: Gwynn Park MS is a cycle 1 school per the Prince George's County Public Schools Educational Facility Master Plan.

Highlights: No highlights are included for this project.

Enabling Legislation: Not Applicable

Location		Status	
Address	8000 Dyson Road, Brandywine	Project Status	Design Not Begun
Council District	Nine	Class	Replacement
Planning Area	Brandywine & Vicinity	Land Status	No Land Involved

PROJECT MILESTONES

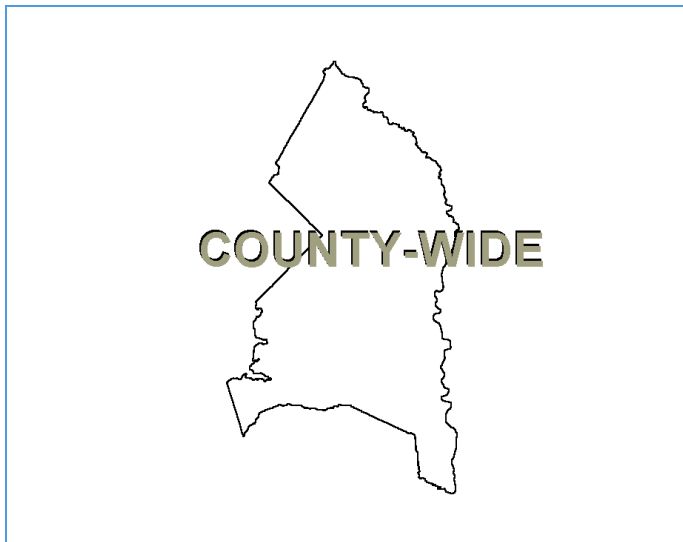
	Estimate	Actual
1 st Year in Capital Program		FY 2017
1 st Year in Capital Budget		FY XXXX
Completed Design	TBD	
Began Construction	TBD	
Project Completion	FY 2027	

CUMULATIVE APPROPRIATION (000'S)

Life to Date	FY 2019 Estimate	FY 2020	Total
\$0	\$0	\$0	\$0

Project Summary

Category/Description	Total Project Cost	Life to Date Actual	FY 2019 Estimate	Total 6 Years	Budget Year FY 2020	FY 2021	FY 2022	FY 2023	FY 2024	FY 2025	Beyond 6 Years
EXPENDITURE											
PLANS	\$—	\$—	\$—	\$—	\$—	\$—	\$—	\$—	\$—	\$—	\$—
LAND	—	—	—	—	—	—	—	—	—	—	—
CONSTR	58,800	—	—	24,400	—	—	—	—	—	24,400	34,400
EQUIP	—	—	—	—	—	—	—	—	—	—	—
OTHER	—	—	—	—	—	—	—	—	—	—	—
TOTAL	\$58,800	\$—	\$—	\$24,400	\$—	\$—	\$—	\$—	\$—	\$24,400	\$34,400
FUNDING											
GO BONDS	\$12,000	\$—	\$—	\$12,000	\$—	\$—	\$—	\$—	\$—	\$12,000	\$—
OTHER	46,800	—	—	12,400	—	—	—	—	—	12,400	34,400
TOTAL	\$58,800	\$—	\$—	\$24,400	\$—	\$—	\$—	\$—	\$—	\$24,400	\$34,400
OPERATING IMPACT											
PERSONNEL	\$—	\$—	\$—	\$—	\$—	\$—	\$—	\$—	\$—	\$—	\$—
OPERATING	—	—	—	—	—	—	—	—	—	—	—
DEBT	—	—	—	—	—	—	—	—	—	—	—
OTHER	—	—	—	—	—	—	—	—	—	—	—
TOTAL	\$—	\$—	\$—	\$—	\$—	\$—	\$—	\$—	\$—	\$—	\$—



Description: This staged renovation project addresses the performance of the heating and cooling systems within the schools. It incorporates improvements related to roofing and lighting, thermal issues related to windows and doors, noise reduction, moisture mitigation, and improved security and safety.

Justification: This staged renovation is intended to be used for those facilities deemed structurally sound and requiring no additional capacity. Because of its flexibility, it should result in the reduction of systemic maintenance.

Highlights: In FY 2020, staged renovations are planned for Benjamin Stoddard MS, Margaret Brent Regional, Berwyn Heights ES, Langley Park McCormick ES and Lewisdale ES.

Enabling Legislation: Not Applicable

Location		Status	
Address	Countywide	Project Status	Not Assigned
Council District	Various	Class	Rehabilitation
Planning Area	Not Assigned	Land Status	No Land Involved

PROJECT MILESTONES

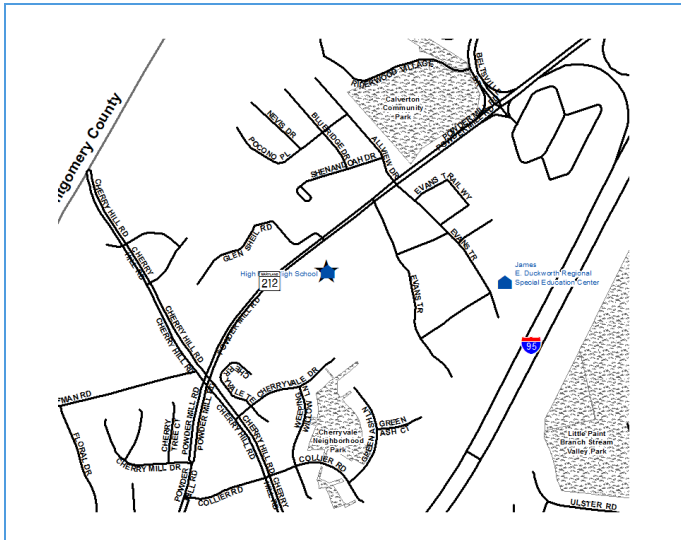
	Estimate	Actual
1 st Year in Capital Program		FY 2020
1 st Year in Capital Budget		FY 2020
Completed Design		Ongoing
Began Construction		Ongoing
Project Completion		Ongoing

CUMULATIVE APPROPRIATION (000'S)

Life to Date	FY 2019 Estimate	FY 2020	Total
\$0	\$0	\$11,300	\$11,300

Project Summary

Category/Description	Total Project Cost	Life to Date Actual	FY 2019 Estimate	Total 6 Years	Budget Year FY 2020	FY 2021	FY 2022	FY 2023	FY 2024	FY 2025	Beyond 6 Years
EXPENDITURE											
PLANS	\$—	\$—	\$—	\$—	\$—	\$—	\$—	\$—	\$—	\$—	\$—
LAND	—	—	—	—	—	—	—	—	—	—	—
CONSTR	89,600	—	—	89,600	11,300	12,800	23,000	14,500	18,000	10,000	—
EQUIP	—	—	—	—	—	—	—	—	—	—	—
OTHER	—	—	—	—	—	—	—	—	—	—	—
TOTAL	\$89,600	\$—	\$—	\$89,600	\$11,300	\$12,800	\$23,000	\$14,500	\$18,000	\$10,000	\$—
FUNDING											
GO BONDS	\$81,600	\$—	\$—	\$81,600	\$11,300	\$12,800	\$23,000	\$14,500	\$10,000	\$10,000	\$—
STATE	8,000	—	—	8,000	—	—	—	—	8,000	—	—
TOTAL	\$89,600	\$—	\$—	\$89,600	\$11,300	\$12,800	\$23,000	\$14,500	\$18,000	\$10,000	\$—
OPERATING IMPACT											
PERSONNEL	\$—	\$—	\$—	\$—	\$—	\$—	\$—	\$—	\$—	\$—	\$—
OPERATING	—	—	—	—	—	—	—	—	—	—	—
DEBT	—	—	—	—	—	—	—	—	—	—	—
OTHER	—	—	—	—	—	—	—	—	—	—	—
TOTAL	\$—	\$—	\$—	\$—	\$—	\$—	\$—	\$—	\$—	\$—	\$—



Description: Based on a feasibility study completed in May 2014, a replacement is recommended for High Point High School (Planning Area 38) driven by educational adequacy deficiencies, poor condition of the building systems and overutilization. Using the Board-adopted prototypical educational specifications, the EFMP recommends a capacity of 2000.

Justification: High Point HS is a cycle 1 school per the Prince George's County Public Schools Educational Facility Master Plan.

Highlights: No highlights are included for this project.

Enabling Legislation: Not Applicable

Location		Status	
Address	3601 Powder Mill Road, Beltsville	Project Status	Design Not Begun
Council District	One	Class	Rehabilitation
Planning Area	Fairland Beltsville	Land Status	No Land Involved

PROJECT MILESTONES

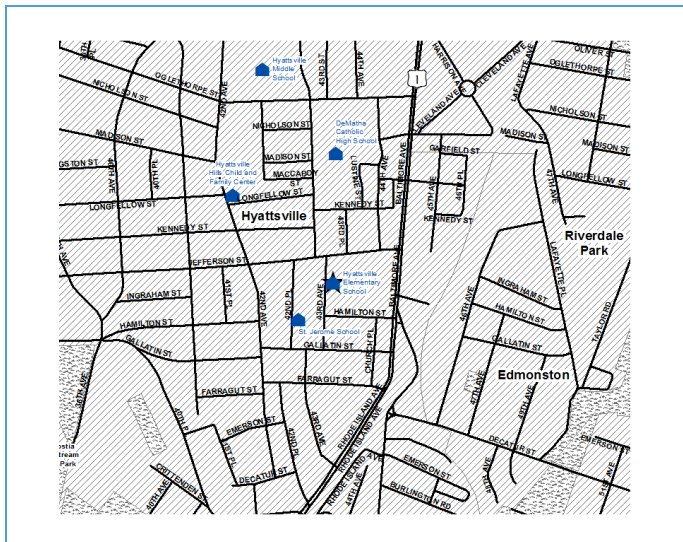
	Estimate	Actual
1 st Year in Capital Program		FY 2013
1 st Year in Capital Budget		FY 2015
Completed Design	TBD	
Began Construction	TBD	
Project Completion	TBD	

CUMULATIVE APPROPRIATION (000'S)

Life to Date	FY 2019 Estimate	FY 2020	Total
\$0	\$0	\$0	\$0

Project Summary

Category/Description	Total Project Cost	Life to Date Actual	FY 2019 Estimate	Total 6 Years	Budget Year FY 2020	FY 2021	FY 2022	FY 2023	FY 2024	FY 2025	Beyond 6 Years
EXPENDITURE											
PLANS	\$—	\$—	\$—	\$—	\$—	\$—	\$—	\$—	\$—	\$—	\$—
LAND	—	—	—	—	—	—	—	—	—	—	—
CONSTR	—	—	—	—	—	—	—	—	—	—	—
EQUIP	—	—	—	—	—	—	—	—	—	—	—
OTHER	169,975	—	—	—	—	—	—	—	—	—	169,975
TOTAL	\$169,975	\$—	\$—	\$—	\$—	\$—	\$—	\$—	\$—	\$—	\$169,975
FUNDING											
OTHER	\$169,975	\$—	\$—	\$—	\$—	\$—	\$—	\$—	\$—	\$—	\$169,975
TOTAL	\$169,975	\$—	\$—	\$—	\$—	\$—	\$—	\$—	\$—	\$—	\$169,975
OPERATING IMPACT											
PERSONNEL	\$—	\$—	\$—	\$—	\$—	\$—	\$—	\$—	\$—	\$—	\$—
OPERATING	—	—	—	—	—	—	—	—	—	—	—
DEBT	—	—	—	—	—	—	—	—	—	—	—
OTHER	—	—	—	—	—	—	—	—	—	—	—
TOTAL	\$—	\$—	\$—	\$—	\$—	\$—	\$—	\$—	\$—	\$—	\$—



Description: A full renovation/replacement and addition is recommended for Hyattsville Elementary School (Planning Area 7) driven by educational adequacy deficiencies, poor condition of the building systems and overutilization. Using the Board-adopted prototypical educational specifications, the recently adopted Educational Facilities Master Plan (EFMP) recommends 28,000 additional SF for a capacity of 560.

Justification: Hyattsville ES is a cycle 1 school per the Prince George's County Public Schools Educational Facility Master Plan.

Highlights: No highlights are included for this project.

Enabling Legislation: Not Applicable

Location		Status	
Address	5311 43rd Avenue, Hyattsville	Project Status	Design Not Begun
Council District	Two	Class	Replacement
Planning Area	Hyattsville and Vicinity	Land Status	No Land Involved

PROJECT MILESTONES

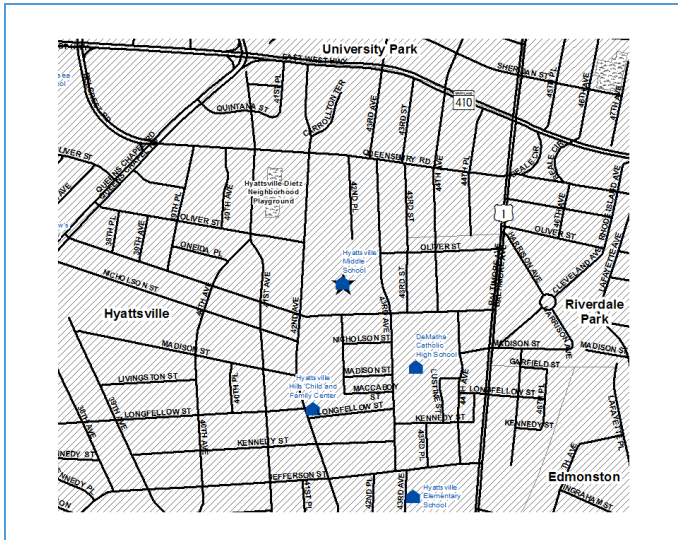
	Estimate	Actual
1 st Year in Capital Program		FY 2017
1 st Year in Capital Budget		FY XXXX
Completed Design	TBD	
Began Construction	TBD	
Project Completion	FY 2027	

CUMULATIVE APPROPRIATION (000'S)

Life to Date	FY 2019 Estimate	FY 2020	Total
\$0	\$0	\$0	\$0

Project Summary

Category/Description	Total Project Cost	Life to Date Actual	FY 2019 Estimate	Total 6 Years	Budget Year FY 2020	FY 2021	FY 2022	FY 2023	FY 2024	FY 2025	Beyond 6 Years
EXPENDITURE											
PLANS	\$1,000	\$—	\$—	\$1,000	\$—	\$—	\$—	\$1,000	\$—	\$—	\$—
LAND	—	—	—	—	—	—	—	—	—	—	—
CONSTR	40,100	—	—	40,100	—	—	—	—	20,300	19,800	—
EQUIP	—	—	—	—	—	—	—	—	—	—	—
OTHER	—	—	—	—	—	—	—	—	—	—	—
TOTAL	\$41,100	\$—	\$—	\$41,100	\$—	\$—	\$—	\$1,000	\$20,300	\$19,800	\$—
FUNDING											
GO BONDS	\$20,600	\$—	\$—	\$20,600	\$—	\$—	\$—	\$1,000	\$9,900	\$9,700	\$—
STATE	20,500	—	—	20,500	—	—	—	—	10,400	10,100	—
TOTAL	\$41,100	\$—	\$—	\$41,100	\$—	\$—	\$—	\$1,000	\$20,300	\$19,800	\$—
OPERATING IMPACT											
PERSONNEL	\$—	\$—	\$—	\$—	\$—	\$—	\$—	\$—	\$—	\$—	\$—
OPERATING	—	—	—	—	—	—	—	—	—	—	—
DEBT	—	—	—	—	—	—	—	—	—	—	—
OTHER	—	—	—	—	—	—	—	—	—	—	—
TOTAL	\$—	\$—	\$—	\$—	\$—	\$—	\$—	\$—	\$—	\$—	\$—



Description: A full renovation/replacement and addition is recommended for Hyattsville Middle School (Planning Area 34) driven by educational adequacy deficiencies, poor condition of the building systems and projected overutilization. Using the Board-adopted prototypical educational specifications, the Educational Facilities Master Plan (EFMP) recommends 50,000 additional SF for a maximum capacity of 1,200.

Justification: Hyattsville MS is a cycle 1 school per the Prince George's County Public Schools Educational Facility Master Plan.

Highlights: No highlights are included for this project.

Enabling Legislation: Not Applicable

Location		Status	
Address	42nd Ave, Hyattsville	Project Status	Design Not Begun
Council District	Two	Class	Replacement
Planning Area	Hyattsville and Vicinity	Land Status	No Land Involved

PROJECT MILESTONES

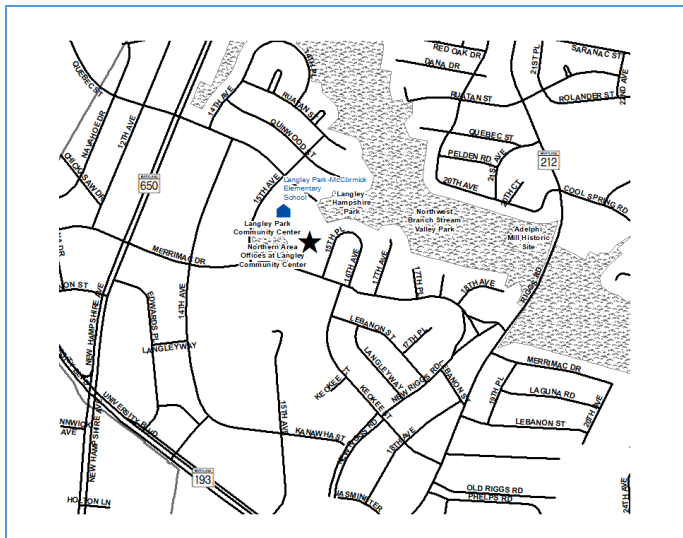
	Estimate	Actual
1 st Year in Capital Program		FY 2017
1 st Year in Capital Budget		FY XXXX
Completed Design	TBD	
Began Construction	TBD	
Project Completion	TBD	

CUMULATIVE APPROPRIATION (000'S)

Life to Date	FY 2019 Estimate	FY 2020	Total
\$0	\$0	\$0	\$0

Project Summary

Category/Description	Total Project Cost	Life to Date Actual	FY 2019 Estimate	Total 6 Years	Budget Year FY 2020	FY 2021	FY 2022	FY 2023	FY 2024	FY 2025	Beyond 6 Years
EXPENDITURE											
PLANS	\$—	\$—	\$—	\$—	\$—	\$—	\$—	\$—	\$—	\$—	\$—
LAND	—	—	—	—	—	—	—	—	—	—	—
CONSTR	—	—	—	—	—	—	—	—	—	—	—
EQUIP	—	—	—	—	—	—	—	—	—	—	—
OTHER	90,170	—	—	—	—	—	—	—	—	—	90,170
TOTAL	\$90,170	\$—	\$—	\$—	\$—	\$—	\$—	\$—	\$—	\$—	\$90,170
FUNDING											
OTHER	\$90,170	\$—	\$—	\$—	\$—	\$—	\$—	\$—	\$—	\$—	\$90,170
TOTAL	\$90,170	\$—	\$—	\$—	\$—	\$—	\$—	\$—	\$—	\$—	\$90,170
OPERATING IMPACT											
PERSONNEL	\$—	\$—	\$—	\$—	\$—	\$—	\$—	\$—	\$—	\$—	\$—
OPERATING	—	—	—	—	—	—	—	—	—	—	—
DEBT	—	—	—	—	—	—	—	—	—	—	—
OTHER	—	—	—	—	—	—	—	—	—	—	—
TOTAL	\$—	\$—	\$—	\$—	\$—	\$—	\$—	\$—	\$—	\$—	\$—



Description: International High Schools offer underserved students (i.e. high percentage of at risk, economically disadvantaged English language learners and first generation college students) and newcomer immigrant students an innovative opportunity to complete a high school diploma in a learning environment customized to their specific learning needs. This project addresses two new schools for this effort. A new school would be located in the northern part of the County in the Langley Park area (behind the Langley Park Community Center) where the largest number of newly arrived immigrant students requiring English as a Second Language (ESL) services live. The draft educational specification for this school recommends a 56,822 SF building. These specifications are being re-evaluated.

Justification: The New International School at Langley Park is a cycle 1 school per the Prince George's County Public Schools Educational Facility Master Plan.

Highlights: No highlights are included for this project.

Enabling Legislation: Not Applicable

Location		Status	
Address	Merrimac Drive, Hyattsville	Project Status	Design Not Begun
Council District	Three	Class	New Construction
Planning Area	College Park, Berwyn Heights & Vicinity	Land Status	Publicly Owned Land

PROJECT MILESTONES

	Estimate	Actual
1 st Year in Capital Program		FY 2017
1 st Year in Capital Budget		FY 2017
Completed Design	TBD	
Began Construction	TBD	
Project Completion	FY 2027	

CUMULATIVE APPROPRIATION (000'S)

Life to Date	FY 2019 Estimate	FY 2020	Total
\$0	\$1,000	\$2,000	\$3,000

Project Summary

Category/Description	Total Project Cost	Life to Date Actual	FY 2019 Estimate	Total 6 Years	Budget Year FY 2020	FY 2021	FY 2022	FY 2023	FY 2024	FY 2025	Beyond 6 Years
EXPENDITURE											
PLANS	\$3,000	\$—	\$1,000	\$2,000	\$2,000	\$—	\$—	\$—	\$—	\$—	\$—
LAND	—	—	—	—	—	—	—	—	—	—	—
CONSTR	9,600	—	—	9,600	—	—	—	4,800	4,800	—	—
EQUIP	—	—	—	—	—	—	—	—	—	—	—
OTHER	—	—	—	—	—	—	—	—	—	—	—
TOTAL	\$12,600	\$—	\$1,000	\$11,600	\$2,000	\$—	\$—	\$4,800	\$4,800	\$—	\$—
FUNDING											
GO BONDS	\$3,000	\$—	\$2,500	\$500	\$500	\$—	\$—	\$—	\$—	\$—	\$—
OTHER	9,600	—	—	9,600	—	—	—	4,800	4,800	—	—
TOTAL	\$12,600	\$—	\$2,500	\$10,100	\$500	\$—	\$—	\$4,800	\$4,800	\$—	\$—
OPERATING IMPACT											
PERSONNEL	\$—	\$—	\$—	\$—	\$—	\$—	\$—	\$—	\$—	\$—	\$—
OPERATING	—	—	—	—	—	—	—	—	—	—	—
DEBT	—	—	—	—	—	—	—	—	—	—	—
OTHER	—	—	—	—	—	—	—	—	—	—	—
TOTAL	\$—	\$—	\$—	\$—	\$—	\$—	\$—	\$—	\$—	\$—	\$—



Description: A full renovation/replacement and addition is recommended for James E. Duckworth Regional Center (Planning Area 2) to reconfigure the building as a neighborhood school with regional special education services for 35 medically fragile students (elementary only). Using the Board-adopted prototypical educational specifications, the EFMP recommends 17,000 additional SF for a combined capacity of 450 (PreK-5) including approximately 10 elementary-aged Community Referenced Instruction (CRI) and 35 medically fragile regional special education students.

Justification: This project is part of a district-wide initiative to educate students with disabilities in the least restrictive environment; however the sequencing of the change requires that the neighborhood-based services be established for ages 11-21. James E. Duckworth ES is a cycle 1 school.

Highlights: No highlights are included for this project.

Enabling Legislation: Not Applicable

Location		Status	
Address	11201 Evans Trail, Beltsville	Project Status	Design Not Begun
Council District	One	Class	Replacement
Planning Area	Fairland Beltsville	Land Status	Publicly Owned Land

PROJECT MILESTONES

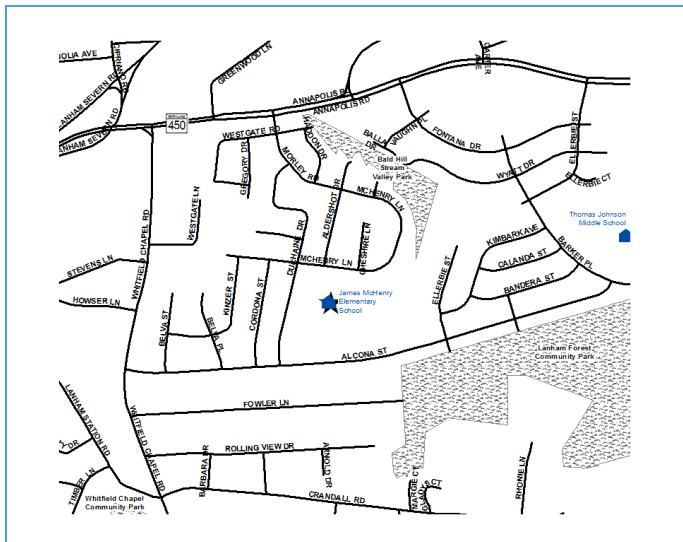
	Estimate	Actual
1 st Year in Capital Program		FY 2012
1 st Year in Capital Budget		FY 2015
Completed Design	TBD	
Began Construction	TBD	
Project Completion	FY 2026	

CUMULATIVE APPROPRIATION (000'S)

Life to Date	FY 2019 Estimate	FY 2020	Total
\$0	\$0	\$0	\$0

Project Summary

Category/Description	Total Project Cost	Life to Date Actual	FY 2019 Estimate	Total 6 Years	Budget Year FY 2020	FY 2021	FY 2022	FY 2023	FY 2024	FY 2025	Beyond 6 Years
EXPENDITURE											
PLANS	\$—	\$—	\$—	\$—	\$—	\$—	\$—	\$—	\$—	\$—	\$—
LAND	—	—	—	—	—	—	—	—	—	—	—
CONSTR	31,104	—	—	16,300	—	—	—	2,500	6,900	6,900	14,804
EQUIP	—	—	—	—	—	—	—	—	—	—	—
OTHER	—	—	—	—	—	—	—	—	—	—	—
TOTAL	\$31,104	\$—	\$—	\$16,300	\$—	\$—	\$—	\$2,500	\$6,900	\$6,900	\$14,804
FUNDING											
GO BONDS	\$16,300	\$—	\$—	\$16,300	\$—	\$—	\$—	\$2,500	\$6,900	\$6,900	\$—
OTHER	14,804	—	—	—	—	—	—	—	—	—	14,804
TOTAL	\$31,104	\$—	\$—	\$16,300	\$—	\$—	\$—	\$2,500	\$6,900	\$6,900	\$14,804
OPERATING IMPACT											
PERSONNEL	\$—	\$—	\$—	\$—	\$—	\$—	\$—	\$—	\$—	\$—	\$—
OPERATING	—	—	—	—	—	—	—	—	—	—	—
DEBT	—	—	—	—	—	—	—	—	—	—	—
OTHER	—	—	—	—	—	—	—	—	—	—	—
TOTAL	\$—	\$—	\$—	\$—	\$—	\$—	\$—	\$—	\$—	\$—	\$—



Description: A full renovation/replacement and addition is recommended for James McHenry Elementary School (Planning Area 9) driven by educational adequacy deficiencies, poor condition of the building systems and projected overutilization. Using the Board-adopted prototypical educational specifications, the EFMP recommends 25,000 additional SF for a maximum capacity of 560.

Justification: James McHenry ES is a cycle 2 school per the Prince George's County Public Schools Educational Facility Master Plan.

Highlights: No highlights are included for this project.

Enabling Legislation: Not Applicable

Location		Status	
Address	8909 McHenry Lane, Lanham	Project Status	Design Not Begun
Council District	Five	Class	Replacement
Planning Area	Glendale, Seabrook, Lanham & Vicinity	Land Status	No Land Involved

PROJECT MILESTONES

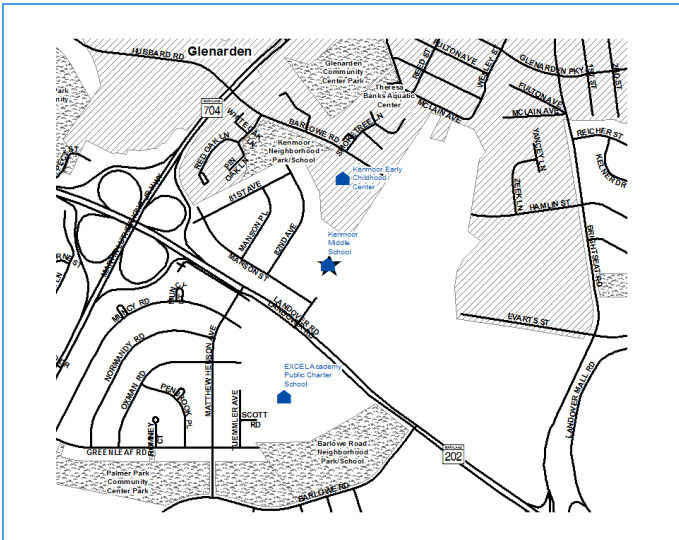
	Estimate	Actual
1 st Year in Capital Program		FY 2017
1 st Year in Capital Budget		FY XXXX
Completed Design	TBD	
Began Construction	TBD	
Project Completion	TBD	

CUMULATIVE APPROPRIATION (000'S)

Life to Date	FY 2019 Estimate	FY 2020	Total
\$0	\$0	\$0	\$0

Project Summary

Category/Description	Total Project Cost	Life to Date Actual	FY 2019 Estimate	Total 6 Years	Budget Year FY 2020	FY 2021	FY 2022	FY 2023	FY 2024	FY 2025	Beyond 6 Years
EXPENDITURE											
PLANS	\$500	\$—	\$—	\$—	\$—	\$—	\$—	\$—	\$—	\$—	\$500
LAND	—	—	—	—	—	—	—	—	—	—	—
CONSTR	39,050	—	—	—	—	—	—	—	—	—	39,050
EQUIP	—	—	—	—	—	—	—	—	—	—	—
OTHER	—	—	—	—	—	—	—	—	—	—	—
TOTAL	\$39,550	\$—	\$—	\$—	\$—	\$—	\$—	\$—	\$—	\$—	\$39,550
FUNDING											
GO BONDS	\$21,940	\$—	\$—	\$—	\$—	\$—	\$—	\$—	\$—	\$—	\$21,940
STATE	17,610	—	—	—	—	—	—	—	—	—	17,610
TOTAL	\$39,550	\$—	\$—	\$—	\$—	\$—	\$—	\$—	\$—	\$—	\$39,550
OPERATING IMPACT											
PERSONNEL	\$—	\$—	\$—	\$—	\$—	\$—	\$—	\$—	\$—	\$—	\$—
OPERATING	—	—	—	—	—	—	—	—	—	—	—
DEBT	—	—	—	—	—	—	—	—	—	—	—
OTHER	—	—	—	—	—	—	—	—	—	—	—
TOTAL	\$—	\$—	\$—	\$—	\$—	\$—	\$—	\$—	\$—	\$—	\$—



Description: A full renovation/replacement and addition is recommended for Kenmore Middle School driven by educational adequacy deficiencies, poor condition of the building systems, and projected overutilization. Using the Board-adopted prototypical educational specifications, the EFMP recommends a total of 170,381 SF. (42,000 additional SF) for a maximum capacity of 1,200.

Justification: Kenmore MS is a cycle 1 school per the Prince George's County Public Schools Educational Facility Master Plan.

Highlights: No highlights are included for this project.

Enabling Legislation: Not Applicable

Location		Status	
Address	2500 Kenmore Drive, Landover	Project Status	Design Not Begun
Council District	Five	Class	Replacement
Planning Area	Landover Area	Land Status	No Land Involved

PROJECT MILESTONES

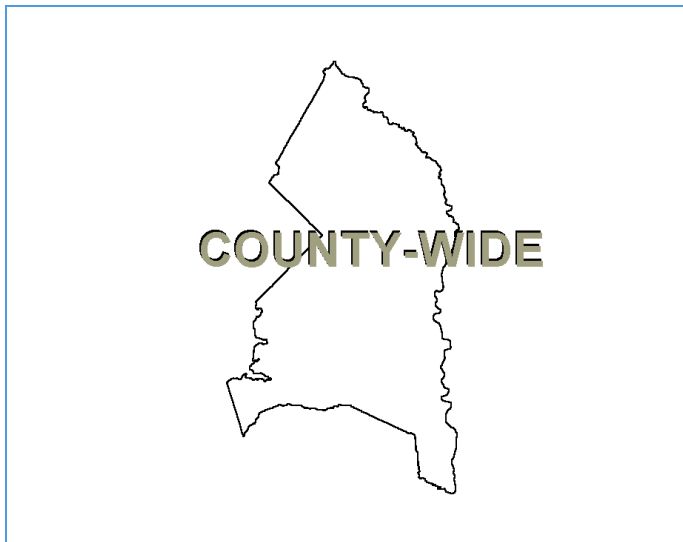
	Estimate	Actual
1 st Year in Capital Program		FY 2017
1 st Year in Capital Budget		FY XXXX
Completed Design	TBD	
Began Construction	TBD	
Project Completion	FY 2027	

CUMULATIVE APPROPRIATION (000'S)

Life to Date	FY 2019 Estimate	FY 2020	Total
\$0	\$0	\$0	\$0

Project Summary

Category/Description	Total Project Cost	Life to Date Actual	FY 2019 Estimate	Total 6 Years	Budget Year FY 2020	FY 2021	FY 2022	FY 2023	FY 2024	FY 2025	Beyond 6 Years
EXPENDITURE											
PLANS	\$—	\$—	\$—	\$—	\$—	\$—	\$—	\$—	\$—	\$—	\$—
LAND	—	—	—	—	—	—	—	—	—	—	—
CONSTR	—	—	—	—	—	—	—	—	—	—	—
EQUIP	—	—	—	—	—	—	—	—	—	—	—
OTHER	90,000	—	—	—	—	—	—	—	—	—	90,000
TOTAL	\$90,000	\$—	\$—	\$—	\$—	\$—	\$—	\$—	\$—	\$—	\$90,000
FUNDING											
OTHER	\$90,000	\$—	\$—	\$—	\$—	\$—	\$—	\$—	\$—	\$—	\$90,000
TOTAL	\$90,000	\$—	\$—	\$—	\$—	\$—	\$—	\$—	\$—	\$—	\$90,000
OPERATING IMPACT											
PERSONNEL	\$—	\$—	\$—	\$—	\$—	\$—	\$—	\$—	\$—	\$—	\$—
OPERATING	—	—	—	—	—	—	—	—	—	—	—
DEBT	—	—	—	—	—	—	—	—	—	—	—
OTHER	—	—	—	—	—	—	—	—	—	—	—
TOTAL	\$—	\$—	\$—	\$—	\$—	\$—	\$—	\$—	\$—	\$—	\$—



Description: This project includes short-term and long-term capital improvements to the food service facilities and equipment.

Justification: This project would allow the Department of Food and Nutrition Services to design a best use plan for new or renovated kitchens and to develop new and efficient delivery systems to achieve maximum output within a minimum amount of space using minimum amount of labor.

Highlights: FY 2020 includes "Other" funding from MGM VLT funds to support improvements at Tayac ES.

Enabling Legislation: Not Applicable

Location		Status	
Address	Countywide	Project Status	Not Assigned
Council District	Various	Class	Rehabilitation
Planning Area	Not Assigned	Land Status	No Land Involved

PROJECT MILESTONES

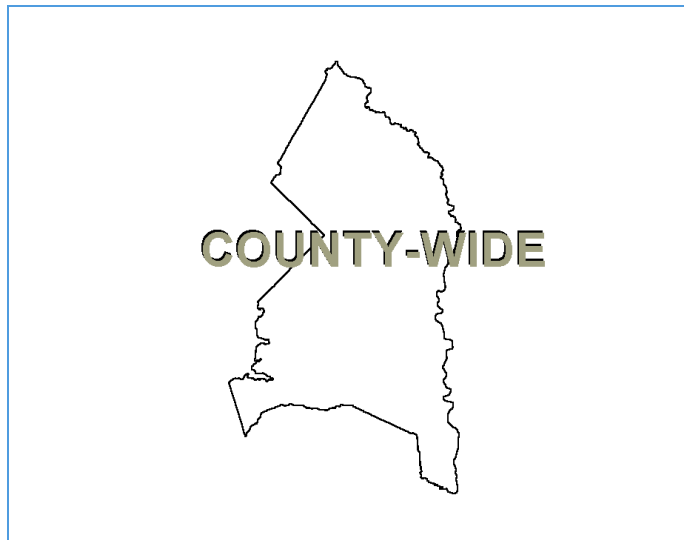
	Estimate	Actual
1 st Year in Capital Program		FY 2011
1 st Year in Capital Budget		FY 2011
Completed Design		Ongoing
Began Construction		Ongoing
Project Completion		Ongoing

CUMULATIVE APPROPRIATION (000'S)

Life to Date	FY 2019 Estimate	FY 2020	Total
\$10,257	\$565	\$5,854	\$16,676

Project Summary

Category/Description	Total Project Cost	Life to Date Actual	FY 2019 Estimate	Total 6 Years	Budget Year FY 2020	FY 2021	FY 2022	FY 2023	FY 2024	FY 2025	Beyond 6 Years
EXPENDITURE											
PLANS	\$—	\$—	\$—	\$—	\$—	\$—	\$—	\$—	\$—	\$—	\$—
LAND	—	—	—	—	—	—	—	—	—	—	—
CONSTR	28,722	10,257	565	17,900	2,900	3,000	3,000	3,000	3,000	3,000	—
EQUIP	—	—	—	—	—	—	—	—	—	—	—
OTHER	2,954	—	—	2,954	2,954	—	—	—	—	—	—
TOTAL	\$31,676	\$10,257	\$565	\$20,854	\$5,854	\$3,000	\$3,000	\$3,000	\$3,000	\$3,000	\$—
FUNDING											
GO BONDS	\$31,351	\$10,911	\$2,865	\$17,575	\$2,575	\$3,000	\$3,000	\$3,000	\$3,000	\$3,000	\$—
OTHER	325	—	—	325	325	—	—	—	—	—	—
TOTAL	\$31,676	\$10,911	\$2,865	\$17,900	\$2,900	\$3,000	\$3,000	\$3,000	\$3,000	\$3,000	\$—
OPERATING IMPACT											
PERSONNEL	\$—	\$—	\$—	\$—	\$—	\$—	\$—	\$—	\$—	\$—	\$—
OPERATING	—	—	—	—	—	—	—	—	—	—	—
DEBT	—	—	—	—	—	—	—	—	—	—	—
OTHER	—	—	—	—	—	—	—	—	—	—	—
TOTAL	\$—	\$—	\$—	\$—	\$—	\$—	\$—	\$—	\$—	\$—	\$—



Description: This project provides funds for acquisition of private property to be used for school sites and the implementation of infrastructure such as road and access improvements.

Justification: With the rapid growth in population in Prince George's County, the locations needed for schools often do not align with the limited inventory of sites owned by the Board of Education, M-NCPPC and the County government. The acquisition of private properties to supplement the inventory of publicly owned sites will become an increasing reality in future years. Future requests for private property acquisitions are still under consideration and have not been determined. Infrastructure improvements may be needed in conjunction with new schools and the modernization of existing schools.

Highlights: No highlights are included for this project.

Enabling Legislation: Not Applicable

Location		Status	
Address	Location Not Determined	Project Status	Not Assigned
Council District	Various	Class	Land Acquisition
Planning Area	Not Assigned	Land Status	Location Not Determined

PROJECT MILESTONES

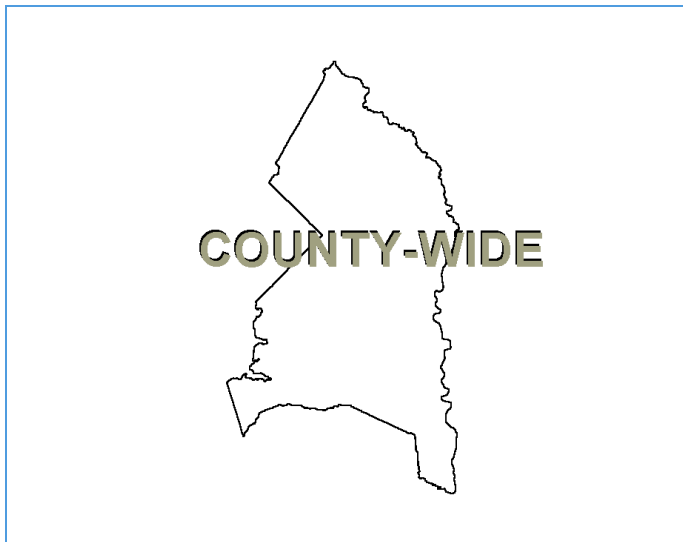
	Estimate	Actual
1 st Year in Capital Program		FY 2002
1 st Year in Capital Budget		FY 2002
Completed Design		Ongoing
Began Construction		Ongoing
Project Completion		Ongoing

CUMULATIVE APPROPRIATION (000'S)

Life to Date	FY 2019 Estimate	FY 2020	Total
\$6,752	\$0	\$7,599	\$14,351

Project Summary

Category/Description	Total Project Cost	Life to Date Actual	FY 2019 Estimate	Total 6 Years	Budget Year FY 2020	FY 2021	FY 2022	FY 2023	FY 2024	FY 2025	Beyond 6 Years
EXPENDITURE											
PLANS	\$—	\$—	\$—	\$—	\$—	\$—	\$—	\$—	\$—	\$—	\$—
LAND	16,500	—	—	16,500	3,000	2,700	2,700	2,700	2,700	2,700	—
CONSTR	6,752	6,752	—	—	—	—	—	—	—	—	—
EQUIP	—	—	—	—	—	—	—	—	—	—	—
OTHER	4,599	—	—	4,599	4,599	—	—	—	—	—	—
TOTAL	\$27,851	\$6,752	\$—	\$21,099	\$7,599	\$2,700	\$2,700	\$2,700	\$2,700	\$2,700	\$—
FUNDING											
GO BONDS	\$27,851	\$9,901	\$1,450	\$16,500	\$3,000	\$2,700	\$2,700	\$2,700	\$2,700	\$2,700	\$—
TOTAL	\$27,851	\$9,901	\$1,450	\$16,500	\$3,000	\$2,700	\$2,700	\$2,700	\$2,700	\$2,700	\$—
OPERATING IMPACT											
PERSONNEL	\$—	\$—	\$—	\$—	\$—	\$—	\$—	\$—	\$—	\$—	\$—
OPERATING	—	—	—	—	—	—	—	—	—	—	—
DEBT	—	—	—	—	—	—	—	—	—	—	—
OTHER	—	—	—	—	—	—	—	—	—	—	—
TOTAL	\$—	\$—	\$—	\$—	\$—	\$—	\$—	\$—	\$—	\$—	\$—



Description: This project provides funds to remediate possible lead from drinking water and to meet EPA standards.

Justification: All code requirements were met at the time the schools were built; however EPA codes have continued to be upgraded.

Highlights: No highlights are included for this project.

Enabling Legislation: Not Applicable

Location		Status	
Address	Countywide	Project Status	Not Assigned
Council District	Various	Class	Rehabilitation
Planning Area	Not Assigned	Land Status	No Land Involved

PROJECT MILESTONES

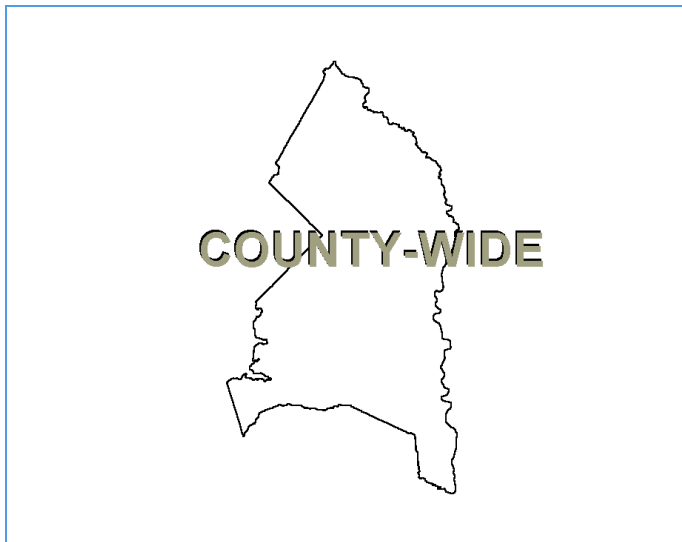
	Estimate	Actual
1 st Year in Capital Program		FY 1981
1 st Year in Capital Budget		FY 1981
Completed Design		Ongoing
Began Construction		Ongoing
Project Completion		Ongoing

CUMULATIVE APPROPRIATION (000'S)

Life to Date	FY 2019 Estimate	FY 2020	Total
\$860	\$376	\$2,964	\$4,200

Project Summary

Category/Description	Total Project Cost	Life to Date Actual	FY 2019 Estimate	Total 6 Years	Budget Year FY 2020	FY 2021	FY 2022	FY 2023	FY 2024	FY 2025	Beyond 6 Years
EXPENDITURE											
PLANS	\$—	\$—	\$—	\$—	\$—	\$—	\$—	\$—	\$—	\$—	\$—
LAND	—	—	—	—	—	—	—	—	—	—	—
CONSTR	3,336	860	376	2,100	500	500	500	200	200	200	—
EQUIP	—	—	—	—	—	—	—	—	—	—	—
OTHER	2,464	—	—	2,464	2,464	—	—	—	—	—	—
TOTAL	\$5,800	\$860	\$376	\$4,564	\$2,964	\$500	\$500	\$200	\$200	\$200	\$—
FUNDING											
GO BONDS	\$5,800	\$2,200	\$1,500	\$2,100	\$500	\$500	\$500	\$200	\$200	\$200	\$—
TOTAL	\$5,800	\$2,200	\$1,500	\$2,100	\$500	\$500	\$500	\$200	\$200	\$200	\$—
OPERATING IMPACT											
PERSONNEL	\$—	\$—	\$—	\$—	\$—	\$—	\$—	\$—	\$—	\$—	\$—
OPERATING	—	—	—	—	—	—	—	—	—	—	—
DEBT	—	—	—	—	—	—	—	—	—	—	—
OTHER	—	—	—	—	—	—	—	—	—	—	—
TOTAL	\$—	\$—	\$—	\$—	\$—	\$—	\$—	\$—	\$—	\$—	\$—



Description: This project provides funding for the repair and replacement of track surfaces, bleachers, lockers, boilers, HVAC/electrical systems, elevators, energy projects, environmental issues, repaving, painting, roof/structural systems, emergency repairs, and expenses associated with meeting federally-mandated regulations.

Justification: The average age of school buildings is approximately 40 years and the support systems have exceeded their life expectancy. Consequently, there has been a marked increase in mechanical, electrical and structural component failures. The cost of either planned replacements or emergency repairs for such items far exceed provisions in the annual maintenance operating budget.

Highlights: FY 2020 "Other" funding will come from MGM VLT funds to support Friendly HS exterior lights (125,000) and auditorium upgrades (\$375,000) as well as Rosecroft funds (\$475,000) to support the purchase and installation of electronic signs at various District 8 schools.

Enabling Legislation: Not Applicable

Location		Status	
Address	Countywide	Project Status	Not Assigned
Council District	Various	Class	Rehabilitation
Planning Area	Not Assigned	Land Status	No Land Involved

PROJECT MILESTONES

	Estimate	Actual
1 st Year in Capital Program		FY 1988
1 st Year in Capital Budget		FY 1988
Completed Design		Ongoing
Began Construction		Ongoing
Project Completion		Ongoing

CUMULATIVE APPROPRIATION (000'S)

Life to Date	FY 2019 Estimate	FY 2020	Total
\$45,481	\$3,270	\$61,775	\$110,526

Project Summary

Category/Description	Total Project Cost	Life to Date Actual	FY 2019 Estimate	Total 6 Years	Budget Year FY 2020	FY 2021	FY 2022	FY 2023	FY 2024	FY 2025	Beyond 6 Years
EXPENDITURE											
PLANS	\$—	\$—	\$—	\$—	\$—	\$—	\$—	\$—	\$—	\$—	\$—
LAND	—	—	—	—	—	—	—	—	—	—	—
CONSTR	118,651	45,481	3,270	69,900	11,500	12,400	12,000	10,000	12,000	12,000	—
EQUIP	475	—	—	475	475	—	—	—	—	—	—
OTHER	49,800	—	—	49,800	49,800	—	—	—	—	—	—
TOTAL	\$168,926	\$45,481	\$3,270	\$120,175	\$61,775	\$12,400	\$12,000	\$10,000	\$12,000	\$12,000	\$—
FUNDING											
GO BONDS	\$157,248	\$77,480	\$10,368	\$69,400	\$11,000	\$12,400	\$12,000	\$10,000	\$12,000	\$12,000	\$—
OTHER	11,678	8,928	1,775	975	975	—	—	—	—	—	—
TOTAL	\$168,926	\$86,408	\$12,143	\$70,375	\$11,975	\$12,400	\$12,000	\$10,000	\$12,000	\$12,000	\$—
OPERATING IMPACT											
PERSONNEL	\$—	\$—	\$—	\$—	\$—	\$—	\$—	\$—	\$—	\$—	\$—
OPERATING	—	—	—	—	—	—	—	—	—	—	—
DEBT	—	—	—	—	—	—	—	—	—	—	—
OTHER	—	—	—	—	—	—	—	—	—	—	—
TOTAL	\$—	\$—	\$—	\$—	\$—	\$—	\$—	\$—	\$—	\$—	\$—



Description: Since the PGCPs Board adopted an educational initiative to transition 6th grade students to middle school, the system has been gradually changing to a Grades K-5/6-8 configuration on a 'space available basis.' However, a complete reorganization will not be able to occur in the northern part of the county unless the District adds new middle school capacity. The estimated budget is based on a 1,200 student State Rated Capacity (SRC) and approximately 174,000 SF building. The new school will include a three room cluster for students with severe and profound disabilities (Special Education Regional Program) currently located at James Duckworth Regional.

Justification: Projected over-utilization is preventing the realignment of the 6th grades, exacerbating similar over utilization at the elementary schools. This new middle school will address the most significant capacity needs. This project is a cycle 1 school per the Prince George's County Public Schools Educational Facility Master Plan.

Highlights: No highlights are included for this project.

Enabling Legislation: Not Applicable

Location		Status	
Address	Location Not Determined	Project Status	Design Not Begun
Council District	Not Assigned	Class	New Construction
Planning Area	Not Assigned	Land Status	Location Not Determined

PROJECT MILESTONES

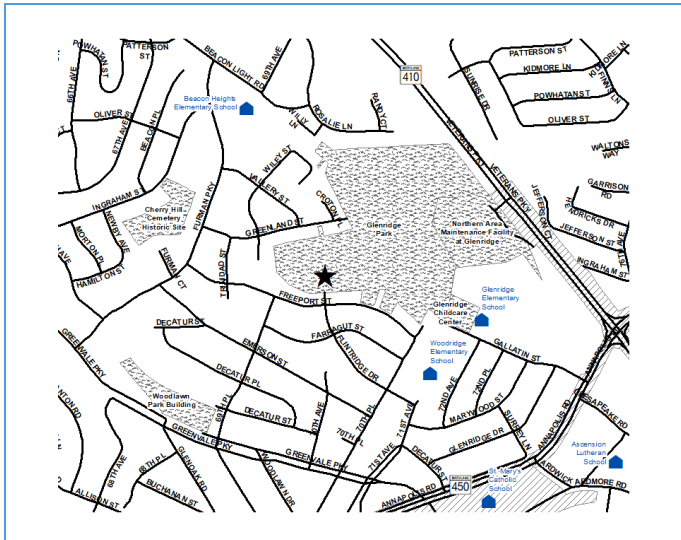
	Estimate	Actual
1 st Year in Capital Program		FY 2016
1 st Year in Capital Budget		FY 2016
Completed Design	TBD	
Began Construction	TBD	
Project Completion	FY 2027	

CUMULATIVE APPROPRIATION (000'S)

Life to Date	FY 2019 Estimate	FY 2020	Total
\$0	\$0	\$0	\$0

Project Summary

Category/Description	Total Project Cost	Life to Date Actual	FY 2019 Estimate	Total 6 Years	Budget Year FY 2020	FY 2021	FY 2022	FY 2023	FY 2024	FY 2025	Beyond 6 Years
EXPENDITURE											
PLANS	\$—	\$—	\$—	\$—	\$—	\$—	\$—	\$—	\$—	\$—	\$—
LAND	—	—	—	—	—	—	—	—	—	—	—
CONSTR	—	—	—	—	—	—	—	—	—	—	—
EQUIP	—	—	—	—	—	—	—	—	—	—	—
OTHER	90,600	—	—	—	—	—	—	—	—	—	90,600
TOTAL	\$90,600	\$—	\$—	\$—	\$—	\$—	\$—	\$—	\$—	\$—	\$90,600
FUNDING											
OTHER	\$90,600	\$—	\$—	\$—	\$—	\$—	\$—	\$—	\$—	\$—	\$90,600
TOTAL	\$90,600	\$—	\$—	\$—	\$—	\$—	\$—	\$—	\$—	\$—	\$90,600
OPERATING IMPACT											
PERSONNEL	\$—	\$—	\$—	\$—	\$—	\$—	\$—	\$—	\$—	\$—	\$—
OPERATING	—	—	—	—	—	—	—	—	—	—	—
DEBT	—	—	—	—	—	—	—	—	—	—	—
OTHER	—	—	—	—	—	—	—	—	—	—	—
TOTAL	\$—	\$—	\$—	\$—	\$—	\$—	\$—	\$—	\$—	\$—	\$—



Description: Since the PGCPs Board adopted an educational initiative to transition 6th grade students to middle school, the system has been gradually changing to a Grades K-5/6-8 configuration on a 'space available basis.' However a complete reorganization will not be able to occur in the northern part of the county unless the District adds new middle school capacity. The estimated budget is based on a 1,200 students SRC and approximately 174,000 SF building. The new school will include a three room cluster for students with severe and profound disabilities (Special Education Regional Program) currently located at Margaret Brent Regional stand-alone facility.

Justification: Projected overutilization is the primary concern for middle schools in the northern part of the county. Overutilization at the middle schools is also preventing the realignment of the 6th grades as well as exacerbating similar overutilization at the elementary schools. This new middle school will address the most significant capacity needs. This project is a cycle 1 school per the Prince George's County Public Schools Educational Facility Master Plan.

Highlights: No highlights are included for this project.

Enabling Legislation: Not Applicable

Location		Status	
Address	5211 Flintridge Drive, Hyattsville	Project Status	Under Construction
Council District	Three	Class	New Construction
Planning Area	Landover Area	Land Status	Publicly Owned Land

PROJECT MILESTONES

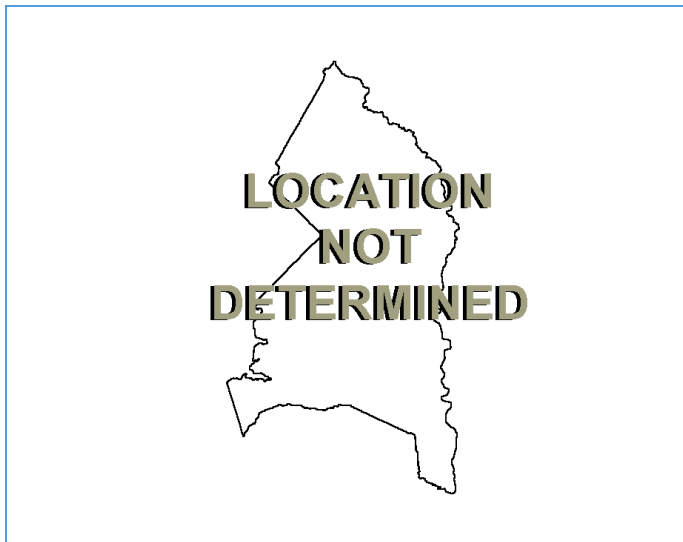
	Estimate	Actual
1 st Year in Capital Program		FY 2016
1 st Year in Capital Budget		FY 2019
Completed Design	TBD	
Began Construction	TBD	
Project Completion	FY 2023	

CUMULATIVE APPROPRIATION (000'S)

Life to Date	FY 2019 Estimate	FY 2020	Total
\$0	\$3,188	\$31,512	\$34,700

Project Summary

Category/Description	Total Project Cost	Life to Date Actual	FY 2019 Estimate	Total 6 Years	Budget Year FY 2020	FY 2021	FY 2022	FY 2023	FY 2024	FY 2025	Beyond 6 Years
EXPENDITURE											
PLANS	\$—	\$—	\$—	\$—	\$—	\$—	\$—	\$—	\$—	\$—	\$—
LAND	—	—	—	—	—	—	—	—	—	—	—
CONSTR	82,588	—	3,188	79,400	30,700	26,400	22,300	—	—	—	—
EQUIP	—	—	—	—	—	—	—	—	—	—	—
OTHER	812	—	—	812	812	—	—	—	—	—	—
TOTAL	\$83,400	\$—	\$3,188	\$80,212	\$31,512	\$26,400	\$22,300	\$—	\$—	\$—	\$—
FUNDING											
GO BONDS	\$43,100	\$—	\$4,000	\$39,100	\$13,000	\$14,000	\$12,100	\$—	\$—	\$—	\$—
STATE	40,300	—	—	40,300	17,700	12,400	10,200	—	—	—	—
TOTAL	\$83,400	\$—	\$4,000	\$79,400	\$30,700	\$26,400	\$22,300	\$—	\$—	\$—	\$—
OPERATING IMPACT											
PERSONNEL	\$—	\$—	\$—	\$—	\$—	\$—	\$—	\$—	\$—	\$—	\$—
OPERATING	—	—	—	—	—	—	—	—	—	—	—
DEBT	—	—	—	—	—	—	—	—	—	—	—
OTHER	—	—	—	—	—	—	—	—	—	—	—
TOTAL	\$—	\$—	\$—	\$—	\$—	\$—	\$—	\$—	\$—	\$—	\$—



Description: A new high school is recommended for the northern part of the County (Planning Area 38) driven by current and projected over utilization. The proposed SRC for the New High School is 1,700 with a core capacity of 2,000. Using the Board-adopted prototypical educational specifications, the EFMP recommends a 259,000 SF building.

Justification: This project is a cycle 1 school per the Prince George's County Public Schools Educational Facility Master Plan.

Highlights: No highlights are included for this project.

Enabling Legislation: Not Applicable

Location		Status	
Address	Location Not Determined	Project Status	Design Not Begun
Council District	Not Assigned	Class	New Construction
Planning Area	Not Assigned	Land Status	Location Not Determined

PROJECT MILESTONES

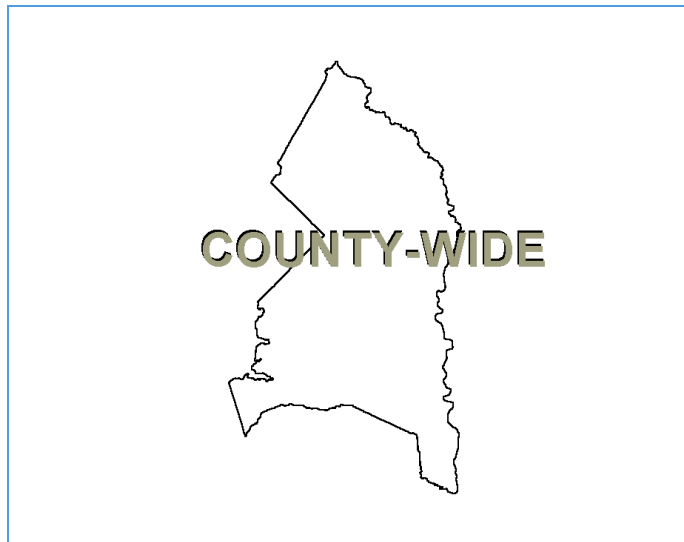
	Estimate	Actual
1 st Year in Capital Program		FY 2017
1 st Year in Capital Budget		FY 2020
Completed Design	TBD	
Began Construction	TBD	
Project Completion	FY 2027	

CUMULATIVE APPROPRIATION (000'S)

Life to Date	FY 2019 Estimate	FY 2020	Total
\$0	\$0	\$1,000	\$1,000

Project Summary

Category/Description	Total Project Cost	Life to Date Actual	FY 2019 Estimate	Total 6 Years	Budget Year FY 2020	FY 2021	FY 2022	FY 2023	FY 2024	FY 2025	Beyond 6 Years
EXPENDITURE											
PLANS	\$1,000	\$—	\$—	\$1,000	\$1,000	\$—	\$—	\$—	\$—	\$—	\$—
LAND	—	—	—	—	—	—	—	—	—	—	—
CONSTR	153,733	—	—	—	—	—	—	—	—	—	153,733
EQUIP	—	—	—	—	—	—	—	—	—	—	—
OTHER	—	—	—	—	—	—	—	—	—	—	—
TOTAL	\$154,733	\$—	\$—	\$1,000	\$1,000	\$—	\$—	\$—	\$—	\$—	\$153,733
FUNDING											
GO BONDS	\$1,000	\$—	\$—	\$1,000	\$1,000	\$—	\$—	\$—	\$—	\$—	\$—
OTHER	153,733	—	—	—	—	—	—	—	—	—	153,733
TOTAL	\$154,733	\$—	\$—	\$1,000	\$1,000	\$—	\$—	\$—	\$—	\$—	\$153,733
OPERATING IMPACT											
PERSONNEL	\$—	\$—	\$—	\$—	\$—	\$—	\$—	\$—	\$—	\$—	\$—
OPERATING	—	—	—	—	—	—	—	—	—	—	—
DEBT	—	—	—	—	—	—	—	—	—	—	—
OTHER	—	—	—	—	—	—	—	—	—	—	—
TOTAL	\$—	\$—	\$—	\$—	\$—	\$—	\$—	\$—	\$—	\$—	\$—



Description: The use of open space pods continues to be utilized in the learning environment.

Justification: The use of open space pods continues in school facilities. A project is needed to ensure resources are available to support the use of the pods.

Highlights: This project has been added back to the capital program in FY 2020.

Enabling Legislation: Not Applicable

Location		Status	
Address	Countywide	Project Status	Not Assigned
Council District	Various	Class	Rehabilitation
Planning Area	Not Assigned	Land Status	No Land Involved

PROJECT MILESTONES

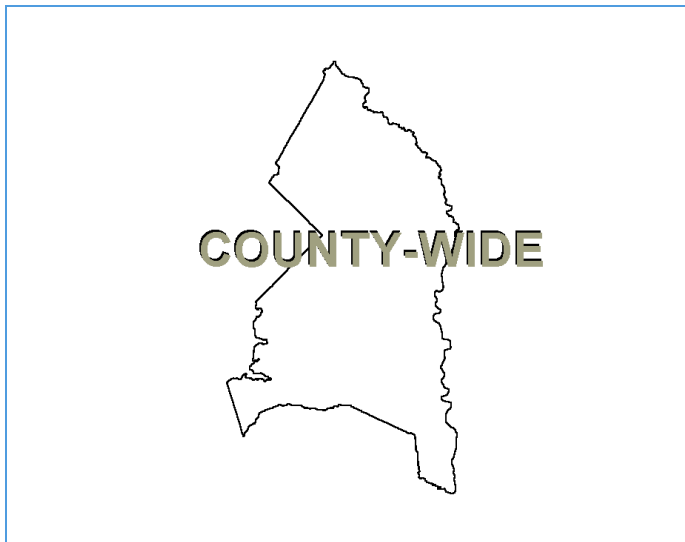
	Estimate	Actual
1 st Year in Capital Program		FY 2020
1 st Year in Capital Budget		FY 2020
Completed Design	TBD	
Began Construction	TBD	
Project Completion	FY 2025	

CUMULATIVE APPROPRIATION (000'S)

Life to Date	FY 2019 Estimate	FY 2020	Total
\$0	\$0	\$15,300	\$15,300

Project Summary

Category/Description	Total Project Cost	Life to Date Actual	FY 2019 Estimate	Total 6 Years	Budget Year FY 2020	FY 2021	FY 2022	FY 2023	FY 2024	FY 2025	Beyond 6 Years
EXPENDITURE											
PLANS	\$—	\$—	\$—	\$—	\$—	\$—	\$—	\$—	\$—	\$—	\$—
LAND	—	—	—	—	—	—	—	—	—	—	—
CONSTR	15,300	—	—	15,300	15,300	—	—	—	—	—	—
EQUIP	—	—	—	—	—	—	—	—	—	—	—
OTHER	—	—	—	—	—	—	—	—	—	—	—
TOTAL	\$15,300	\$—	\$—	\$15,300	\$15,300	\$—	\$—	\$—	\$—	\$—	\$—
FUNDING											
GO BONDS	\$13,800	\$—	\$—	\$13,800	\$13,800	\$—	\$—	\$—	\$—	\$—	\$—
STATE	1,500	—	—	1,500	1,500	—	—	—	—	—	—
TOTAL	\$15,300	\$—	\$—	\$15,300	\$15,300	\$—	\$—	\$—	\$—	\$—	\$—
OPERATING IMPACT											
PERSONNEL	\$—	\$—	\$—	\$—	\$—	\$—	\$—	\$—	\$—	\$—	\$—
OPERATING	—	—	—	—	—	—	—	—	—	—	—
DEBT	—	—	—	—	—	—	—	—	—	—	—
OTHER	—	—	—	—	—	—	—	—	—	—	—
TOTAL	\$—	\$—	\$—	\$—	\$—	\$—	\$—	\$—	\$—	\$—	\$—



Description: This project provides funding for additional entrance/exit drives, vehicle turnarounds, bus waiting areas, sidewalks and parent drop-off/pick-up areas at various school sites to accommodate the increased volume of traffic and improve on-site safety.

Justification: Most schools were built when a majority of students walked to school and driveways were designed to handle only staff and visitor parking with a limited number of school buses. With the increase in school bus traffic and the number of parents transporting children to and from school, driveways often cannot handle the traffic volume. This situation has resulted in congestion during arrival and dismissal times.

Highlights: FY 2020 "Other" funding from MGM VLT supports paving for the Isaac Gourdine MS parking lot (\$250,000) and Rose Valley ES asphalt repaving (\$100,000).

Enabling Legislation: Not Applicable

Location		Status	
Address	Countywide	Project Status	Not Assigned
Council District	Various	Class	Rehabilitation
Planning Area	Not Assigned	Land Status	Publicly Owned Land

PROJECT MILESTONES

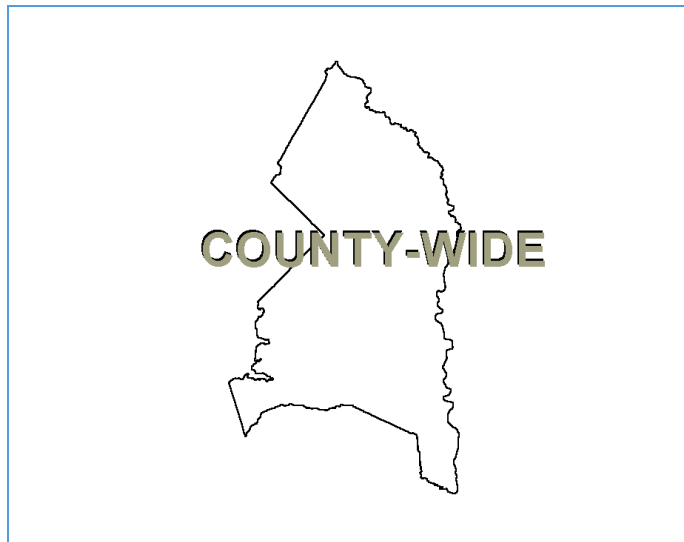
	Estimate	Actual
1 st Year in Capital Program		FY 2001
1 st Year in Capital Budget		FY 2001
Completed Design		Ongoing
Began Construction		Ongoing
Project Completion		Ongoing

CUMULATIVE APPROPRIATION (000'S)

Life to Date	FY 2019 Estimate	FY 2020	Total
\$8,679	\$1,821	\$3,453	\$13,953

Project Summary

Category/Description	Total Project Cost	Life to Date Actual	FY 2019 Estimate	Total 6 Years	Budget Year FY 2020	FY 2021	FY 2022	FY 2023	FY 2024	FY 2025	Beyond 6 Years
EXPENDITURE											
PLANS	\$—	\$—	\$—	\$—	\$—	\$—	\$—	\$—	\$—	\$—	\$—
LAND	—	—	—	—	—	—	—	—	—	—	—
CONSTR	19,500	8,679	1,821	9,000	1,500	1,500	1,500	1,500	1,500	1,500	—
EQUIP	—	—	—	—	—	—	—	—	—	—	—
OTHER	1,953	—	—	1,953	1,953	—	—	—	—	—	—
TOTAL	\$21,453	\$8,679	\$1,821	\$10,953	\$3,453	\$1,500	\$1,500	\$1,500	\$1,500	\$1,500	\$—
FUNDING											
GO BONDS	\$21,103	\$10,446	\$2,007	\$8,650	\$1,150	\$1,500	\$1,500	\$1,500	\$1,500	\$1,500	\$—
OTHER	350	—	—	350	350	—	—	—	—	—	—
TOTAL	\$21,453	\$10,446	\$2,007	\$9,000	\$1,500	\$1,500	\$1,500	\$1,500	\$1,500	\$1,500	\$—
OPERATING IMPACT											
PERSONNEL	\$—	\$—	\$—	\$—	\$—	\$—	\$—	\$—	\$—	\$—	\$—
OPERATING	—	—	—	—	—	—	—	—	—	—	—
DEBT	—	—	—	—	—	—	—	—	—	—	—
OTHER	—	—	—	—	—	—	—	—	—	—	—
TOTAL	\$—	\$—	\$—	\$—	\$—	\$—	\$—	\$—	\$—	\$—	\$—



Description: This project provides the necessary funding to support capital projects that require both State construction funding and County funding to complete the design prior to the approval of State funds. Projects in this category include Open Space Pods, Systemic and other renovation type projects. By programming projects concurrently, this leads to a more expedient commence toward construction once State funding is received.

Justification: This will further validate, update, quantify and justify the capital improvement needs for the District as well as provide a source of funds to initiate planning and design earlier than customary for capital improvement in the BOE six-year plan. The result of this assessment will set the stage for projects' immediate needs and prioritization.

Highlights: No highlights are included for this project.

Enabling Legislation: Not Applicable

Location		Status	
Address	Countywide	Project Status	Not Assigned
Council District	Various	Class	Non Construction
Planning Area	Not Assigned	Land Status	No Land Involved

PROJECT MILESTONES

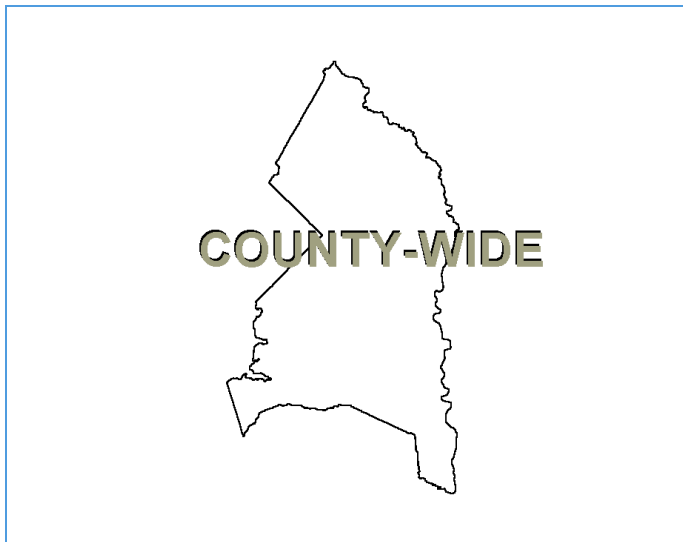
	Estimate	Actual
1 st Year in Capital Program		FY 2002
1 st Year in Capital Budget		FY 2002
Completed Design		Ongoing
Began Construction		Ongoing
Project Completion		Ongoing

CUMULATIVE APPROPRIATION (000'S)

Life to Date	FY 2019 Estimate	FY 2020	Total
\$9,441	\$490	\$9,219	\$19,150

Project Summary

Category/Description	Total Project Cost	Life to Date Actual	FY 2019 Estimate	Total 6 Years	Budget Year FY 2020	FY 2021	FY 2022	FY 2023	FY 2024	FY 2025	Beyond 6 Years
EXPENDITURE											
PLANS	\$39,331	\$9,441	\$490	\$29,400	\$1,400	\$3,000	\$6,000	\$6,000	\$6,000	\$7,000	\$—
LAND	—	—	—	—	—	—	—	—	—	—	—
CONSTR	—	—	—	—	—	—	—	—	—	—	—
EQUIP	—	—	—	—	—	—	—	—	—	—	—
OTHER	7,819	—	—	7,819	7,819	—	—	—	—	—	—
TOTAL	\$47,150	\$9,441	\$490	\$37,219	\$9,219	\$3,000	\$6,000	\$6,000	\$6,000	\$7,000	\$—
FUNDING											
GO BONDS	\$47,150	\$16,750	\$1,000	\$29,400	\$1,400	\$3,000	\$6,000	\$6,000	\$6,000	\$7,000	\$—
TOTAL	\$47,150	\$16,750	\$1,000	\$29,400	\$1,400	\$3,000	\$6,000	\$6,000	\$6,000	\$7,000	\$—
OPERATING IMPACT											
PERSONNEL	\$—	\$—	\$—	\$—	\$—	\$—	\$—	\$—	\$—	\$—	\$—
OPERATING	—	—	—	—	—	—	—	—	—	—	—
DEBT	—	—	—	—	—	—	—	—	—	—	—
OTHER	—	—	—	—	—	—	—	—	—	—	—
TOTAL	\$—	\$—	\$—	\$—	\$—	\$—	\$—	\$—	\$—	\$—	\$—



Description: This project replaces or provides new playground equipment for all schools.

Justification: Many school facilities have playground equipment that has aged and is in need of repair or replacement.

Highlights: FY 2020 'Other' will come from MGM VLT funds for the Friendly HS Child Development program (\$50,000), J. Frank Dent ES (\$75,000), Fort Washington Forest ES (\$75,000) and Avalon ES (\$81,000).

Enabling Legislation: Not Applicable

Location		Status	
Address	Countywide	Project Status	Not Assigned
Council District	Various	Class	Rehabilitation
Planning Area	Not Assigned	Land Status	Publicly Owned Land

PROJECT MILESTONES

	Estimate	Actual
1 st Year in Capital Program		FY 2012
1 st Year in Capital Budget		FY 2014
Completed Design		Ongoing
Began Construction		Ongoing
Project Completion		Ongoing

CUMULATIVE APPROPRIATION (000'S)

Life to Date	FY 2019 Estimate	FY 2020	Total
\$2,694	\$4	\$600	\$3,298

Project Summary

Category/Description	Total Project Cost	Life to Date Actual	FY 2019 Estimate	Total 6 Years	Budget Year FY 2020	FY 2021	FY 2022	FY 2023	FY 2024	FY 2025	Beyond 6 Years
EXPENDITURE											
PLANS	\$—	\$—	\$—	\$—	\$—	\$—	\$—	\$—	\$—	\$—	\$—
LAND	—	—	—	—	—	—	—	—	—	—	—
CONSTR	5,798	2,694	4	3,100	600	500	500	500	500	500	—
EQUIP	—	—	—	—	—	—	—	—	—	—	—
OTHER	—	—	—	—	—	—	—	—	—	—	—
TOTAL	\$5,798	\$2,694	\$4	\$3,100	\$600	\$500	\$500	\$500	\$500	\$500	\$—
FUNDING											
GO BONDS	\$5,382	\$2,563	\$—	\$2,819	\$319	\$500	\$500	\$500	\$500	\$500	\$—
OTHER	416	135	—	281	281	—	—	—	—	—	—
TOTAL	\$5,798	\$2,698	\$—	\$3,100	\$600	\$500	\$500	\$500	\$500	\$500	\$—
OPERATING IMPACT											
PERSONNEL	\$—	\$—	\$—	\$—	\$—	\$—	\$—	\$—	\$—	\$—	\$—
OPERATING	—	—	—	—	—	—	—	—	—	—	—
DEBT	—	—	—	—	—	—	—	—	—	—	—
OTHER	—	—	—	—	—	—	—	—	—	—	—
TOTAL	\$—	\$—	\$—	\$—	\$—	\$—	\$—	\$—	\$—	\$—	\$—



Description: A full renovation/replacement and addition is recommended for Riverdale Elementary School (Planning Area 7) driven by educational adequacy deficiencies, poor condition of the building systems, and projected overutilization. Using the Board-adopted prototypical educational specifications, the recently completed and adopted Educational Facilities Master Plan (EFMP) recommends 46,000 additional SF for a capacity of 800.

Justification: Riverdale ES is a cycle 1 school per the Prince George's County Public Schools Educational Facility Master Plan.

Highlights: No highlights are included for this project.

Enabling Legislation: Not Applicable

Location		Status	
Address	5006 Riverdale Road, Riverdale	Project Status	Design Not Begun
Council District	Three	Class	Replacement
Planning Area	Hyattsville and Vicinity	Land Status	No Land Involved

PROJECT MILESTONES

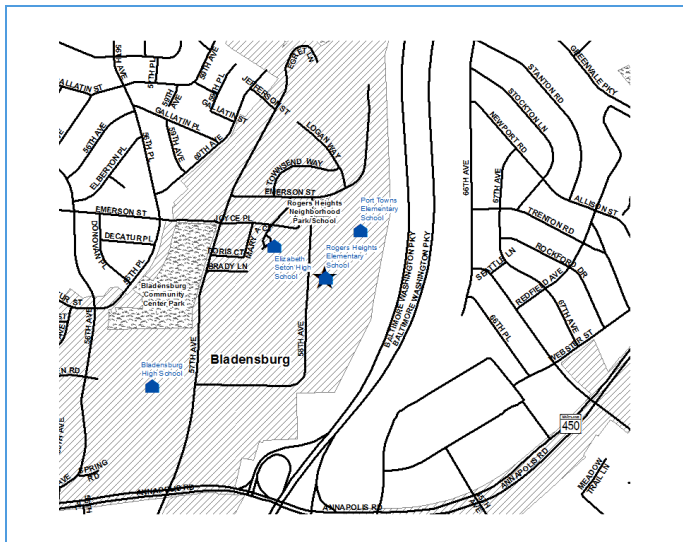
	Estimate	Actual
1 st Year in Capital Program		FY 2017
1 st Year in Capital Budget		FY XXXX
Completed Design	TBD	
Began Construction	TBD	
Project Completion	FY 2027	

CUMULATIVE APPROPRIATION (000'S)

Life to Date	FY 2019 Estimate	FY 2020	Total
\$0	\$0	\$0	\$0

Project Summary

Category/Description	Total Project Cost	Life to Date Actual	FY 2019 Estimate	Total 6 Years	Budget Year FY 2020	FY 2021	FY 2022	FY 2023	FY 2024	FY 2025	Beyond 6 Years
EXPENDITURE											
PLANS	\$1,000	\$—	\$—	\$1,000	\$—	\$—	\$—	\$—	\$—	\$1,000	\$—
LAND	—	—	—	—	—	—	—	—	—	—	—
CONSTR	57,800	—	—	—	—	—	—	—	—	—	57,800
EQUIP	—	—	—	—	—	—	—	—	—	—	—
OTHER	—	—	—	—	—	—	—	—	—	—	—
TOTAL	\$58,800	\$—	\$—	\$1,000	\$—	\$—	\$—	\$—	\$—	\$1,000	\$57,800
FUNDING											
GO BONDS	\$1,000	\$—	\$—	\$1,000	\$—	\$—	\$—	\$—	\$—	\$1,000	\$—
STATE	22,400	—	—	—	—	—	—	—	—	—	22,400
OTHER	35,400	—	—	—	—	—	—	—	—	—	35,400
TOTAL	\$58,800	\$—	\$—	\$1,000	\$—	\$—	\$—	\$—	\$—	\$1,000	\$57,800
OPERATING IMPACT											
PERSONNEL	\$—	\$—	\$—	\$—	\$—	\$—	\$—	\$—	\$—	\$—	\$—
OPERATING	—	—	—	—	—	—	—	—	—	—	—
DEBT	—	—	—	—	—	—	—	—	—	—	—
OTHER	—	—	—	—	—	—	—	—	—	—	—
TOTAL	\$—	\$—	\$—	\$—	\$—	\$—	\$—	\$—	\$—	\$—	\$—



Description: A limited renovation (Systems Replacement) and addition is recommended for Rogers Heights ES (Planning Area 12) driven by educational adequacy deficiencies and poor condition of the building systems and overutilization. Using the Board-adopted prototypical educational specifications, the EFMP recommends a capacity of 32,000 additional SF for a capacity of 640 (PreK-5).

Justification: Rogers Heights ES is a cycle 1 school per the Prince George's County Public Schools Educational Facility Master Plan.

Highlights: No highlights are included for this project.

Enabling Legislation: Not Applicable

Location		Status	
Address	4301 58th Avenue, Bladensburg	Project Status	Design Not Begun
Council District	Five	Class	Replacement
Planning Area	Defense Hgts. - Bladensburg & Vicinity	Land Status	No Land Involved

PROJECT MILESTONES

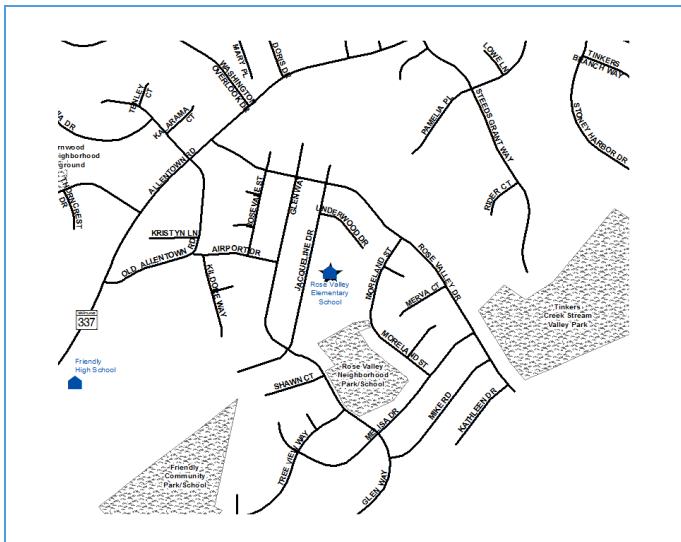
	Estimate	Actual
1 st Year in Capital Program		FY 2017
1 st Year in Capital Budget		FY XXXX
Completed Design	TBD	
Began Construction	TBD	
Project Completion	FY 2027	

CUMULATIVE APPROPRIATION (000'S)

Life to Date	FY 2019 Estimate	FY 2020	Total
\$0	\$0	\$0	\$0

Project Summary

Category/Description	Total Project Cost	Life to Date Actual	FY 2019 Estimate	Total 6 Years	Budget Year FY 2020	FY 2021	FY 2022	FY 2023	FY 2024	FY 2025	Beyond 6 Years
EXPENDITURE											
PLANS	\$5,000	\$—	\$—	\$5,000	\$—	\$—	\$—	\$—	\$—	\$5,000	\$—
LAND	4,000	—	—	4,000	—	—	—	—	—	4,000	—
CONSTR	42,600	—	—	—	—	—	—	—	—	—	42,600
EQUIP	—	—	—	—	—	—	—	—	—	—	—
OTHER	—	—	—	—	—	—	—	—	—	—	—
TOTAL	\$51,600	\$—	\$—	\$9,000	\$—	\$—	\$—	\$—	\$—	\$9,000	\$42,600
FUNDING											
GO BONDS	\$4,500	\$—	\$—	\$4,500	\$—	\$—	\$—	\$—	\$—	\$4,500	\$—
STATE	18,900	—	—	—	—	—	—	—	—	—	18,900
OTHER	28,200	—	—	4,500	—	—	—	—	—	4,500	23,700
TOTAL	\$51,600	\$—	\$—	\$9,000	\$—	\$—	\$—	\$—	\$—	\$9,000	\$42,600
OPERATING IMPACT											
PERSONNEL	\$—	\$—	\$—	\$—	\$—	\$—	\$—	\$—	\$—	\$—	\$—
OPERATING	—	—	—	—	—	—	—	—	—	—	—
DEBT	—	—	—	—	—	—	—	—	—	—	—
OTHER	—	—	—	—	—	—	—	—	—	—	—
TOTAL	\$—	\$—	\$—	\$—	\$—	\$—	\$—	\$—	\$—	\$—	\$—



Description: A full renovation/replacement and addition is recommended for Rose Valley Elementary School (Planning Area 29) driven by educational adequacy deficiencies and poor condition of the building systems. Using the Board-adopted prototypical educational specifications, the EFMP recommends 2,000 additional SF for a capacity of 425 (PreK-5).

Justification: Rose Valley is a cycle 1 school per the Prince George's County Public Schools Educational Facility Master Plan.

Highlights: No highlights are included for this project.

Enabling Legislation: Not Applicable

Location		Status	
Address	9800 Jacqueline Drive, Fort Washington	Project Status	Design Not Begun
Council District	Nine	Class	Replacement
Planning Area	Tippet & Vicinity	Land Status	No Land Involved

PROJECT MILESTONES

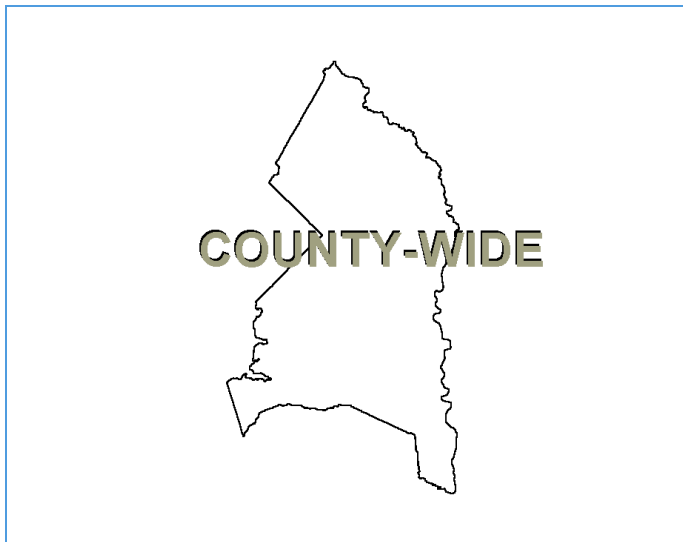
	Estimate	Actual
1 st Year in Capital Program		FY 2017
1 st Year in Capital Budget		FY XXXX
Completed Design	TBD	
Began Construction	TBD	
Project Completion	FY 2026	

CUMULATIVE APPROPRIATION (000'S)

Life to Date	FY 2019 Estimate	FY 2020	Total
\$0	\$0	\$0	\$0

Project Summary

Category/Description	Total Project Cost	Life to Date Actual	FY 2019 Estimate	Total 6 Years	Budget Year FY 2020	FY 2021	FY 2022	FY 2023	FY 2024	FY 2025	Beyond 6 Years
EXPENDITURE											
PLANS	\$500	\$—	\$—	\$500	\$—	\$—	\$—	\$—	\$—	\$500	\$—
LAND	—	—	—	—	—	—	—	—	—	—	—
CONSTR	30,600	—	—	—	—	—	—	—	—	—	30,600
EQUIP	—	—	—	—	—	—	—	—	—	—	—
OTHER	—	—	—	—	—	—	—	—	—	—	—
TOTAL	\$31,100	\$—	\$—	\$500	\$—	\$—	\$—	\$—	\$—	\$500	\$30,600
FUNDING											
GO BONDS	\$500	\$—	\$—	\$500	\$—	\$—	\$—	\$—	\$—	\$500	\$—
STATE	16,100	—	—	—	—	—	—	—	—	—	16,100
OTHER	14,500	—	—	—	—	—	—	—	—	—	14,500
TOTAL	\$31,100	\$—	\$—	\$500	\$—	\$—	\$—	\$—	\$—	\$500	\$30,600
OPERATING IMPACT											
PERSONNEL	\$—	\$—	\$—	\$—	\$—	\$—	\$—	\$—	\$—	\$—	\$—
OPERATING	—	—	—	—	—	—	—	—	—	—	—
DEBT	—	—	—	—	—	—	—	—	—	—	—
OTHER	—	—	—	—	—	—	—	—	—	—	—
TOTAL	\$—	\$—	\$—	\$—	\$—	\$—	\$—	\$—	\$—	\$—	\$—



Description: This staged renovation is designed to address vehicular and pedestrian signage, circulation, fences, play areas, and exterior lighting. The effort is in coordination with the national program, Safe Routes to Schools, that ensures routes from neighborhoods to the school property are safe for walkers and bikers.

Justification: This staged renovation is intended to be used for those facilities deemed structurally sound and requiring no additional capacity. Because of its flexibility, it should result in the reduction of systemic maintenance.

Highlights: In FY 2020, planned efforts are for Melwood ES.

Enabling Legislation: Not Applicable

Location		Status	
Address	Countywide	Project Status	Not Assigned
Council District	Various	Class	Rehabilitation
Planning Area	Not Assigned	Land Status	No Land Involved

PROJECT MILESTONES

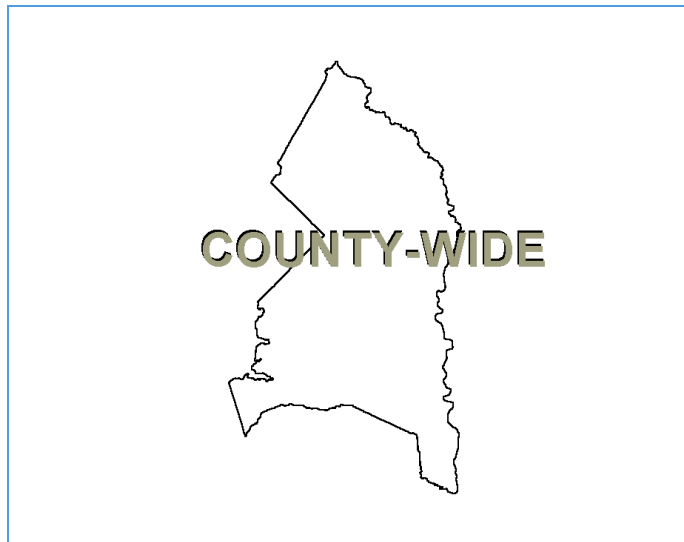
	Estimate	Actual
1 st Year in Capital Program		FY 2019
1 st Year in Capital Budget		FY 2020
Completed Design		Ongoing
Began Construction		Ongoing
Project Completion		Ongoing

CUMULATIVE APPROPRIATION (000'S)

Life to Date	FY 2019 Estimate	FY 2020	Total
\$0	\$0	\$2,800	\$2,800

Project Summary

Category/Description	Total Project Cost	Life to Date Actual	FY 2019 Estimate	Total 6 Years	Budget Year FY 2020	FY 2021	FY 2022	FY 2023	FY 2024	FY 2025	Beyond 6 Years
EXPENDITURE											
PLANS	\$—	\$—	\$—	\$—	\$—	\$—	\$—	\$—	\$—	\$—	\$—
LAND	—	—	—	—	—	—	—	—	—	—	—
CONSTR	14,200	—	—	14,200	1,400	2,400	1,700	1,700	5,900	1,100	—
EQUIP	—	—	—	—	—	—	—	—	—	—	—
OTHER	1,400	—	—	1,400	1,400	—	—	—	—	—	—
TOTAL	\$15,600	\$—	\$—	\$15,600	\$2,800	\$2,400	\$1,700	\$1,700	\$5,900	\$1,100	\$—
FUNDING											
GO BONDS	\$15,600	\$—	\$1,400	\$14,200	\$1,400	\$2,400	\$1,700	\$1,700	\$5,900	\$1,100	\$—
TOTAL	\$15,600	\$—	\$1,400	\$14,200	\$1,400	\$2,400	\$1,700	\$1,700	\$5,900	\$1,100	\$—
OPERATING IMPACT											
PERSONNEL	\$—	\$—	\$—	\$—	\$—	\$—	\$—	\$—	\$—	\$—	\$—
OPERATING	—	—	—	—	—	—	—	—	—	—	—
DEBT	—	—	—	—	—	—	—	—	—	—	—
OTHER	—	—	—	—	—	—	—	—	—	—	—
TOTAL	\$—	\$—	\$—	\$—	\$—	\$—	\$—	\$—	\$—	\$—	\$—



Description: The County is currently involved in a Secondary School Reform initiative. This initiative is driven by the goal that all students will be college and/or career ready. To accomplish this, all high schools will need to offer courses and programs that have a proven track record to college and career success. Specifically, this means the expansion of AP courses in all high schools and the inclusion of thriving IB programs balanced across the five geographic clusters. Each high school will then develop a signature program that will reflect the vision of the school staff, students and community members.

Justification: To implement this rigorous plan, high schools will need additional classrooms to accommodate classes with smaller than a 25:1 ratio. In addition, facilities will need to respond to the signature programs developed at each school.

Highlights: No highlights are included for this project.

Enabling Legislation: Not Applicable

Location		Status	
Address	Various Locations	Project Status	Not Assigned
Council District	Various	Class	New Construction
Planning Area	Not Assigned	Land Status	No Land Involved

PROJECT MILESTONES

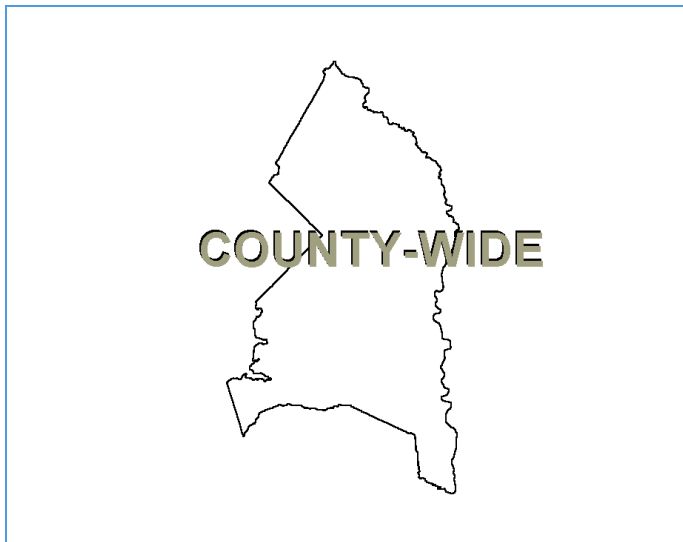
	Estimate	Actual
1 st Year in Capital Program		FY 2012
1 st Year in Capital Budget		FY 2012
Completed Design		Ongoing
Began Construction		Ongoing
Project Completion		Ongoing

CUMULATIVE APPROPRIATION (000'S)

Life to Date	FY 2019 Estimate	FY 2020	Total
\$1,962	\$0	\$1,604	\$3,566

Project Summary

Category/Description	Total Project Cost	Life to Date Actual	FY 2019 Estimate	Total 6 Years	Budget Year FY 2020	FY 2021	FY 2022	FY 2023	FY 2024	FY 2025	Beyond 6 Years
EXPENDITURE											
PLANS	\$—	\$—	\$—	\$—	\$—	\$—	\$—	\$—	\$—	\$—	\$—
LAND	—	—	—	—	—	—	—	—	—	—	—
CONSTR	1,962	1,962	—	—	—	—	—	—	—	—	—
EQUIP	—	—	—	—	—	—	—	—	—	—	—
OTHER	1,604	—	—	1,604	1,604	—	—	—	—	—	—
TOTAL	\$3,566	\$1,962	\$—	\$1,604	\$1,604	\$—	\$—	\$—	\$—	\$—	\$—
FUNDING											
GO BONDS	\$3,566	\$3,566	\$—	\$—	\$—	\$—	\$—	\$—	\$—	\$—	\$—
TOTAL	\$3,566	\$3,566	\$—	\$—	\$—	\$—	\$—	\$—	\$—	\$—	\$—
OPERATING IMPACT											
PERSONNEL	\$—	\$—	\$—	\$—	\$—	\$—	\$—	\$—	\$—	\$—	\$—
OPERATING	—	—	—	—	—	—	—	—	—	—	—
DEBT	—	—	—	—	—	—	—	—	—	—	—
OTHER	—	—	—	—	—	—	—	—	—	—	—
TOTAL	\$—	\$—	\$—	\$—	\$—	\$—	\$—	\$—	\$—	\$—	\$—



Description: This staged renovation addresses improvements to the front entrance and lobby areas of school facilities. It includes upgraded signage to the building and in key locations inside of the building.

Justification: This staged renovation is intended to be used for those facilities deemed structurally sound and requiring no additional capacity. Because of its flexibility, it should result in the reduction of systemic maintenance.

Highlights: No highlights are included for this project.

Enabling Legislation: Not Applicable

Location		Status	
Address	Countywide	Project Status	Design Not Begun
Council District	Various	Class	Rehabilitation
Planning Area	Not Assigned	Land Status	No Land Involved

PROJECT MILESTONES

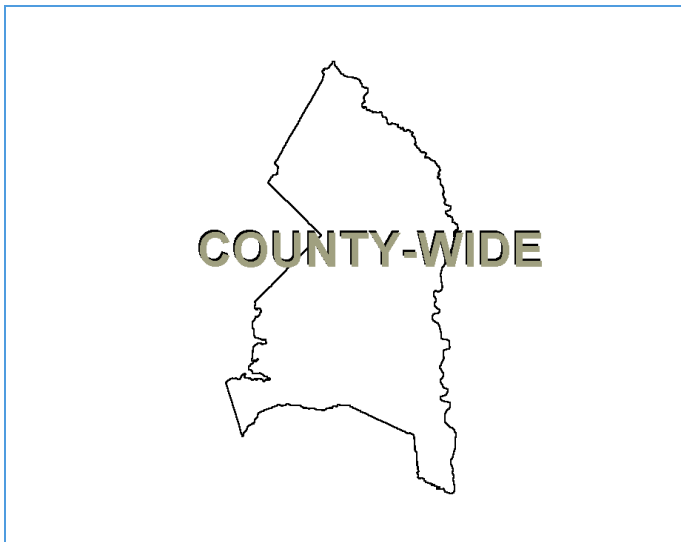
	Estimate	Actual
1 st Year in Capital Program		FY 2020
1 st Year in Capital Budget		FY XXXX
Completed Design		Ongoing
Began Construction		Ongoing
Project Completion		Ongoing

CUMULATIVE APPROPRIATION (000'S)

Life to Date	FY 2019 Estimate	FY 2020	Total
\$0	\$0	\$0	\$0

Project Summary

Category/Description	Total Project Cost	Life to Date Actual	FY 2019 Estimate	Total 6 Years	Budget Year FY 2020	FY 2021	FY 2022	FY 2023	FY 2024	FY 2025	Beyond 6 Years
EXPENDITURE											
PLANS	\$—	\$—	\$—	\$—	\$—	\$—	\$—	\$—	\$—	\$—	\$—
LAND	—	—	—	—	—	—	—	—	—	—	—
CONSTR	3,600	—	—	3,600	—	700	700	1,500	—	700	—
EQUIP	—	—	—	—	—	—	—	—	—	—	—
OTHER	—	—	—	—	—	—	—	—	—	—	—
TOTAL	\$3,600	\$—	\$—	\$3,600	\$—	\$700	\$700	\$1,500	\$—	\$700	\$—
FUNDING											
GO BONDS	\$3,600	\$—	\$—	\$3,600	\$—	\$700	\$700	\$1,500	\$—	\$700	\$—
TOTAL	\$3,600	\$—	\$—	\$3,600	\$—	\$700	\$700	\$1,500	\$—	\$700	\$—
OPERATING IMPACT											
PERSONNEL	\$—	\$—	\$—	\$—	\$—	\$—	\$—	\$—	\$—	\$—	\$—
OPERATING	—	—	—	—	—	—	—	—	—	—	—
DEBT	—	—	—	—	—	—	—	—	—	—	—
OTHER	—	—	—	—	—	—	—	—	—	—	—
TOTAL	\$—	\$—	\$—	\$—	\$—	\$—	\$—	\$—	\$—	\$—	\$—



Description: These upgrades will provide for a six year capital plan to provide a security camera infrastructure plan for the elementary, middle, high and other school facilities in Prince George's County.

Justification: Due to theft, vandalism, break-ins, student needs and overall security, the funding will provide the necessary security equipment and infrastructure.

Highlights: No highlights are included for this project.

Enabling Legislation: Not Applicable

Location		Status	
Address	Countywide	Project Status	Not Assigned
Council District	Various	Class	Rehabilitation
Planning Area	Not Assigned	Land Status	Publicly Owned Land

PROJECT MILESTONES

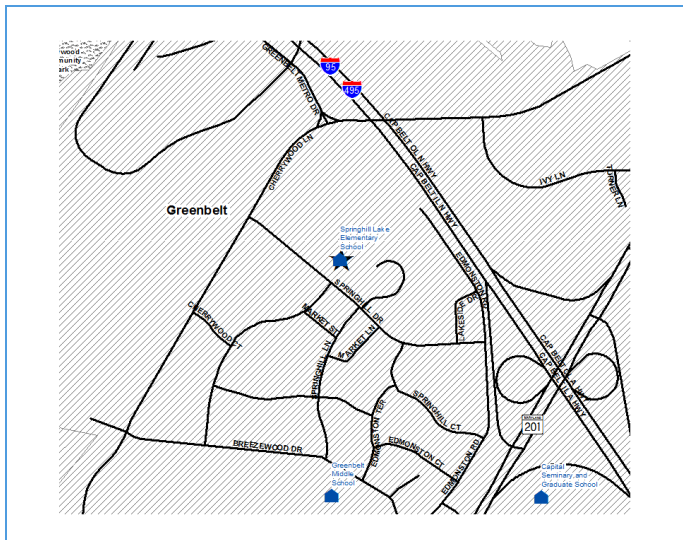
	Estimate	Actual
1 st Year in Capital Program		FY 2012
1 st Year in Capital Budget		FY 2011
Completed Design		Ongoing
Began Construction		Ongoing
Project Completion		Ongoing

CUMULATIVE APPROPRIATION (000'S)

Life to Date	FY 2019 Estimate	FY 2020	Total
\$7,054	\$1,688	\$4,329	\$13,071

Project Summary

Category/Description	Total Project Cost	Life to Date Actual	FY 2019 Estimate	Total 6 Years	Budget Year FY 2020	FY 2021	FY 2022	FY 2023	FY 2024	FY 2025	Beyond 6 Years
EXPENDITURE											
PLANS	\$—	\$—	\$—	\$—	\$—	\$—	\$—	\$—	\$—	\$—	\$—
LAND	—	—	—	—	—	—	—	—	—	—	—
CONSTR	26,742	7,054	1,688	18,000	3,000	3,000	3,000	3,000	3,000	3,000	—
EQUIP	—	—	—	—	—	—	—	—	—	—	—
OTHER	1,329	—	—	1,329	1,329	—	—	—	—	—	—
TOTAL	\$28,071	\$7,054	\$1,688	\$19,329	\$4,329	\$3,000	\$3,000	\$3,000	\$3,000	\$3,000	\$—
FUNDING											
GO BONDS	\$24,710	\$3,710	\$3,000	\$18,000	\$3,000	\$3,000	\$3,000	\$3,000	\$3,000	\$3,000	\$—
OTHER	3,361	3,361	—	—	—	—	—	—	—	—	—
TOTAL	\$28,071	\$7,071	\$3,000	\$18,000	\$3,000	\$3,000	\$3,000	\$3,000	\$3,000	\$3,000	\$—
OPERATING IMPACT											
PERSONNEL	\$—	\$—	\$—	\$—	\$—	\$—	\$—	\$—	\$—	\$—	\$—
OPERATING	—	—	—	—	—	—	—	—	—	—	—
DEBT	—	—	—	—	—	—	—	—	—	—	—
OTHER	—	—	—	—	—	—	—	—	—	—	—
TOTAL	\$—	\$—	\$—	\$—	\$—	\$—	\$—	\$—	\$—	\$—	\$—



Description: A full renovation/replacement and addition is recommended for Springhill Lake Elementary School (Planning area 5) driven by educational adequacy deficiencies, poor condition of the building systems and overutilization. Using the Board-adopted prototypical educational specifications, the EFMP recommends 40,000 additional SF for a maximum capacity of 800.

Justification: Springhill Lake ES is a cycle 1 school per the Prince George's County Public Schools Educational Facility Master Plan.

Highlights: No highlights are included for this project.

Enabling Legislation: Not Applicable

Location		Status	
Address	6060 Springhill Drive, Greenbelt	Project Status	Design Not Begun
Council District	Four	Class	Replacement
Planning Area	Greenbelt & Vicinity	Land Status	No Land Involved

PROJECT MILESTONES

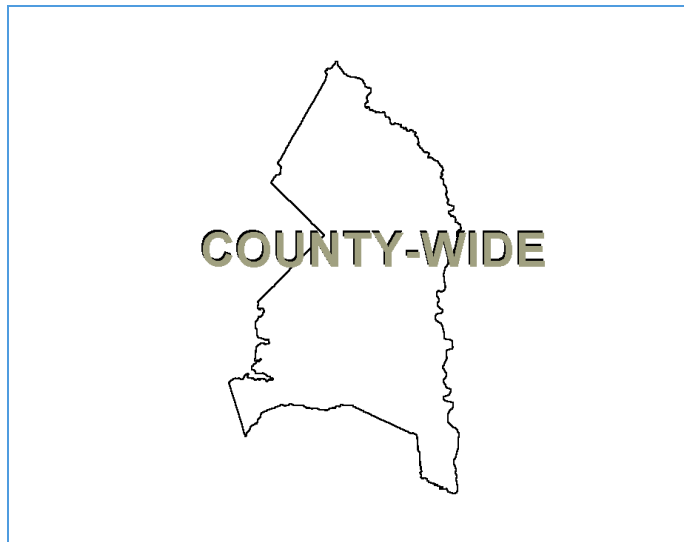
	Estimate	Actual
1 st Year in Capital Program		FY 2017
1 st Year in Capital Budget		FY XXXX
Completed Design	TBD	
Began Construction	TBD	
Project Completion	TBD	

CUMULATIVE APPROPRIATION (000'S)

Life to Date	FY 2019 Estimate	FY 2020	Total
\$0	\$0	\$0	\$0

Project Summary

Category/Description	Total Project Cost	Life to Date Actual	FY 2019 Estimate	Total 6 Years	Budget Year FY 2020	FY 2021	FY 2022	FY 2023	FY 2024	FY 2025	Beyond 6 Years
EXPENDITURE											
PLANS	\$1,000	\$—	\$—	\$—	\$—	\$—	\$—	\$—	\$—	\$—	\$1,000
LAND	—	—	—	—	—	—	—	—	—	—	—
CONSTR	58,000	—	—	—	—	—	—	—	—	—	58,000
EQUIP	—	—	—	—	—	—	—	—	—	—	—
OTHER	—	—	—	—	—	—	—	—	—	—	—
TOTAL	\$59,000	\$—	\$—	\$—	\$—	\$—	\$—	\$—	\$—	\$—	\$59,000
FUNDING											
OTHER	\$59,000	\$—	\$—	\$—	\$—	\$—	\$—	\$—	\$—	\$—	\$59,000
TOTAL	\$59,000	\$—	\$—	\$—	\$—	\$—	\$—	\$—	\$—	\$—	\$59,000
OPERATING IMPACT											
PERSONNEL	\$—	\$—	\$—	\$—	\$—	\$—	\$—	\$—	\$—	\$—	\$—
OPERATING	—	—	—	—	—	—	—	—	—	—	—
DEBT	—	—	—	—	—	—	—	—	—	—	—
OTHER	—	—	—	—	—	—	—	—	—	—	—
TOTAL	\$—	\$—	\$—	\$—	\$—	\$—	\$—	\$—	\$—	\$—	\$—



Description: This project provides funding to address stadium upgrades capital athletic facility needs. These include bleachers, press boxes, turf fields, restrooms, tracks and lighting. FY 2020 'Other' funding is the equivalent amount of County resources freed up from the revenue received from the Forward Funded Projects - AA770993.

Justification: A dedicated project is needed to ensure a resource is available for stadium maintenance.

Highlights: FY 2020 State Funding includes a \$100,000 grant for Surrattsville HS to support athletic capital improvements including but not limited to marquee backboards and gym scoreboard.

Enabling Legislation: Not Applicable

Location		Status	
Address	Countywide	Project Status	Design Not Begun
Council District	Various	Class	Rehabilitation
Planning Area	Not Assigned	Land Status	No Land Involved

PROJECT MILESTONES

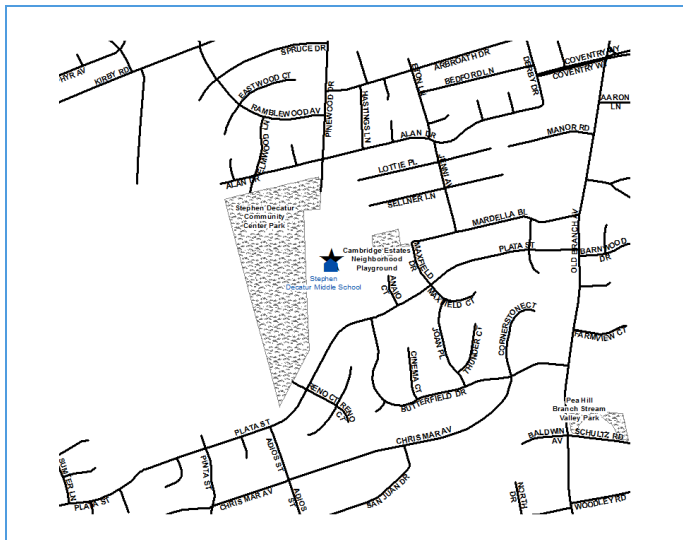
	Estimate	Actual
1 st Year in Capital Program		FY 2020
1 st Year in Capital Budget		FY 2020
Completed Design		Ongoing
Began Construction		Ongoing
Project Completion		Ongoing

CUMULATIVE APPROPRIATION (000'S)

Life to Date	FY 2019 Estimate	FY 2020	Total
\$0	\$0	\$12,385	\$12,385

Project Summary

Category/Description	Total Project Cost	Life to Date Actual	FY 2019 Estimate	Total 6 Years	Budget Year FY 2020	FY 2021	FY 2022	FY 2023	FY 2024	FY 2025	Beyond 6 Years
EXPENDITURE											
PLANS	\$—	\$—	\$—	\$—	\$—	\$—	\$—	\$—	\$—	\$—	\$—
LAND	—	—	—	—	—	—	—	—	—	—	—
CONSTR	32,885	—	—	32,885	12,385	6,500	3,500	3,500	3,500	3,500	—
EQUIP	—	—	—	—	—	—	—	—	—	—	—
OTHER	—	—	—	—	—	—	—	—	—	—	—
TOTAL	\$32,885	\$—	\$—	\$32,885	\$12,385	\$6,500	\$3,500	\$3,500	\$3,500	\$3,500	\$—
FUNDING											
GO BONDS	\$17,500	\$—	\$—	\$17,500	\$—	\$3,500	\$3,500	\$3,500	\$3,500	\$3,500	\$—
STATE	6,100	—	—	6,100	3,100	3,000	—	—	—	—	—
OTHER	9,285	—	—	9,285	9,285	—	—	—	—	—	—
TOTAL	\$32,885	\$—	\$—	\$32,885	\$12,385	\$6,500	\$3,500	\$3,500	\$3,500	\$3,500	\$—
OPERATING IMPACT											
PERSONNEL	\$—	\$—	\$—	\$—	\$—	\$—	\$—	\$—	\$—	\$—	\$—
OPERATING	—	—	—	—	—	—	—	—	—	—	—
DEBT	—	—	—	—	—	—	—	—	—	—	—
OTHER	—	—	—	—	—	—	—	—	—	—	—
TOTAL	\$—	\$—	\$—	\$—	\$—	\$—	\$—	\$—	\$—	\$—	\$—



Description: The facility will be renovated to incorporate both the special education program requirements as well as improve existing building conditions that affect the delivery of education to all programs and services for all students. The school is a 120,070 SF facility located on a 16.4-acre site. As part of the special education future program and development plan, this school is planned to be renovated to house students from Oxon Hill Middle School, with a special education component.

Justification: PGCPs is proposing a Special Education Inclusion (SEI) renovation project with an addition to serve the 38 special education regional program students currently located at the Tanglewood Regional stand-alone facility. This is part of a District initiative to close three of the four stand-alone Regional Schools.

Highlights: No highlights are included for this project.

Enabling Legislation: Not Applicable

Location		Status	
Address	8200 Pinewood Drive, Clinton	Project Status	Under Construction
Council District	Nine	Class	Rehabilitation
Planning Area	Clinton & Vicinity	Land Status	Publicly Owned Land

PROJECT MILESTONES

	Estimate	Actual
1 st Year in Capital Program		FY 2013
1 st Year in Capital Budget		FY 2015
Completed Design	TBD	
Began Construction	TBD	
Project Completion	FY 2021	

CUMULATIVE APPROPRIATION (000'S)

Life to Date	FY 2019 Estimate	FY 2020	Total
\$0	\$327	\$12,095	\$12,422

Project Summary

Category/Description	Total Project Cost	Life to Date Actual	FY 2019 Estimate	Total 6 Years	Budget Year FY 2020	FY 2021	FY 2022	FY 2023	FY 2024	FY 2025	Beyond 6 Years
EXPENDITURE											
PLANS	\$327	\$—	\$327	\$—	\$—	\$—	\$—	\$—	\$—	\$—	\$—
LAND	—	—	—	—	—	—	—	—	—	—	—
CONSTR	3,117	—	—	3,117	3,117	—	—	—	—	—	—
EQUIP	—	—	—	—	—	—	—	—	—	—	—
OTHER	8,978	—	—	8,978	8,978	—	—	—	—	—	—
TOTAL	\$12,422	\$—	\$327	\$12,095	\$12,095	\$—	\$—	\$—	\$—	\$—	\$—
FUNDING											
GO BONDS	\$11,778	\$—	\$9,305	\$2,473	\$2,473	\$—	\$—	\$—	\$—	\$—	\$—
STATE	644	—	—	644	644	—	—	—	—	—	—
TOTAL	\$12,422	\$—	\$9,305	\$3,117	\$3,117	\$—	\$—	\$—	\$—	\$—	\$—
OPERATING IMPACT											
PERSONNEL	\$—	\$—	\$—	\$—	\$—	\$—	\$—	\$—	\$—	\$—	\$—
OPERATING	—	—	—	—	—	—	—	—	—	—	—
DEBT	—	—	—	—	—	—	—	—	—	—	—
OTHER	—	—	—	—	—	—	—	—	—	—	—
TOTAL	\$—	\$—	\$—	\$—	\$—	\$—	\$—	\$—	\$—	\$—	\$—



Description: A full renovation/replacement is recommended for the entire Suitland High School Campus including the main building, the annex, the auditorium, a separate building for Career Tech Education, and the vocational wing, driven by educational adequacy deficiencies, an inefficient layout (with four buildings), and the poor condition of the building systems.

Justification: Suitland HS was identified as having critical systems deterioration and therefore prioritized to be among the first schools to be addressed in the PGCPs modernization program. It is a cycle 1 school per the Prince George's County Public Schools Educational Facility Master Plan.

Highlights: No highlights are included for this project.

Enabling Legislation: Not Applicable

Location		Status	
Address	Location Not Determined	Project Status	Design Not Begun
Council District	Seven	Class	Replacement
Planning Area	Suitland, District Heights & Vicinity	Land Status	Location Not Determined

PROJECT MILESTONES

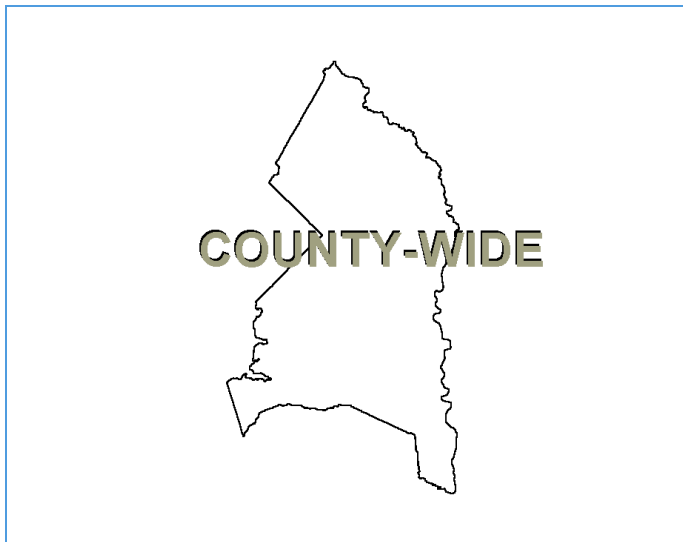
	Estimate	Actual
1 st Year in Capital Program		FY 2010
1 st Year in Capital Budget		FY 2017
Completed Design	TBD	
Began Construction	TBD	
Project Completion	FY 2026	

CUMULATIVE APPROPRIATION (000'S)

Life to Date	FY 2019 Estimate	FY 2020	Total
\$220	\$165	\$11,636	\$12,021

Project Summary

Category/Description	Total Project Cost	Life to Date Actual	FY 2019 Estimate	Total 6 Years	Budget Year FY 2020	FY 2021	FY 2022	FY 2023	FY 2024	FY 2025	Beyond 6 Years
EXPENDITURE											
PLANS	\$—	\$—	\$—	\$—	\$—	\$—	\$—	\$—	\$—	\$—	\$—
LAND	—	—	—	—	—	—	—	—	—	—	—
CONSTR	207,085	220	165	206,700	—	70,900	70,900	64,900	—	—	—
EQUIP	—	—	—	—	—	—	—	—	—	—	—
OTHER	11,636	—	—	11,636	11,636	—	—	—	—	—	—
TOTAL	\$218,721	\$220	\$165	\$218,336	\$11,636	\$70,900	\$70,900	\$64,900	\$—	\$—	\$—
FUNDING											
GO BONDS	\$32,293	\$8,000	\$6,000	\$18,293	\$—	\$—	\$—	\$18,293	\$—	\$—	\$—
STATE	186,428	91,628	—	94,800	—	31,600	31,600	31,600	—	—	—
TOTAL	\$218,721	\$99,628	\$6,000	\$113,093	\$—	\$31,600	\$31,600	\$49,893	\$—	\$—	\$—
OPERATING IMPACT											
PERSONNEL	\$—	\$—	\$—	\$—	\$—	\$—	\$—	\$—	\$—	\$—	\$—
OPERATING	—	—	—	—	—	—	—	—	—	—	—
DEBT	—	—	—	—	—	—	—	—	—	—	—
OTHER	—	—	—	—	—	—	—	—	—	—	—
TOTAL	\$—	\$—	\$—	\$—	\$—	\$—	\$—	\$—	\$—	\$—	\$—



Description: This project provides funding to replace old and failing mechanical, electrical, building envelope and structural systems in older school facilities.

Justification: Presently, over 100 buildings are in need of major component or system replacements, e.g., roofs, boilers, air-conditioning, elevators, energy and fuel systems. Projects are prioritized as a result of physical inspections, review of repair histories, age and type of building system.

Highlights: No highlights are included for this project.

Enabling Legislation: Not Applicable

Location		Status	
Address	Countywide	Project Status	Not Assigned
Council District	Various	Class	Rehabilitation
Planning Area	Not Assigned	Land Status	No Land Involved

PROJECT MILESTONES

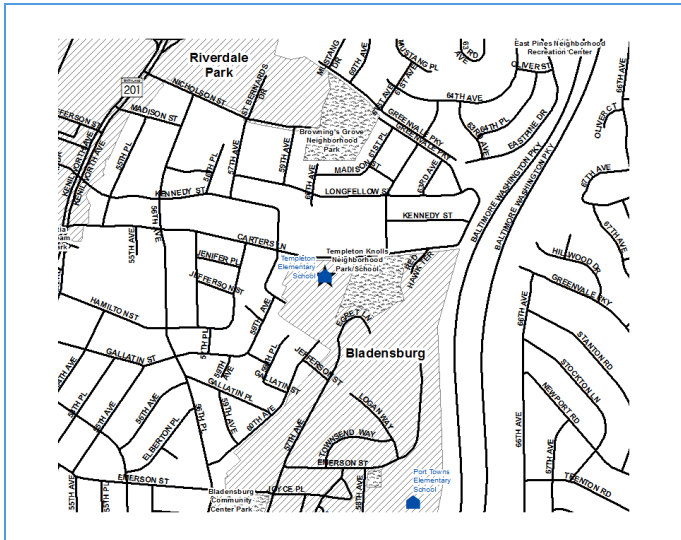
	Estimate	Actual
1 st Year in Capital Program		FY 2009
1 st Year in Capital Budget		FY 2009
Completed Design		Ongoing
Began Construction		Ongoing
Project Completion		Ongoing

CUMULATIVE APPROPRIATION (000'S)

Life to Date	FY 2019 Estimate	FY 2020	Total
\$152,146	\$24,623	\$188,232	\$365,001

Project Summary

Category/Description	Total Project Cost	Life to Date Actual	FY 2019 Estimate	Total 6 Years	Budget Year FY 2020	FY 2021	FY 2022	FY 2023	FY 2024	FY 2025	Beyond 6 Years
EXPENDITURE											
PLANS	\$—	\$—	\$—	\$—	\$—	\$—	\$—	\$—	\$—	\$—	\$—
LAND	—	—	—	—	—	—	—	—	—	—	—
CONSTR	210,869	152,146	24,623	34,100	34,100	—	—	—	—	—	—
EQUIP	—	—	—	—	—	—	—	—	—	—	—
OTHER	154,132	—	—	154,132	154,132	—	—	—	—	—	—
TOTAL	\$365,001	\$152,146	\$24,623	\$188,232	\$188,232	\$—	\$—	\$—	\$—	\$—	\$—
FUNDING											
GO BONDS	\$164,046	\$122,677	\$16,769	\$24,600	\$24,600	\$—	\$—	\$—	\$—	\$—	\$—
STATE	197,416	154,963	32,953	9,500	9,500	—	—	—	—	—	—
OTHER	3,539	3,539	—	—	—	—	—	—	—	—	—
TOTAL	\$365,001	\$281,179	\$49,722	\$34,100	\$34,100	\$—	\$—	\$—	\$—	\$—	\$—
OPERATING IMPACT											
PERSONNEL	\$—	\$—	\$—	\$—	\$—	\$—	\$—	\$—	\$—	\$—	\$—
OPERATING	—	—	—	—	—	—	—	—	—	—	—
DEBT	—	—	—	—	—	—	—	—	—	—	—
OTHER	—	—	—	—	—	—	—	—	—	—	—
TOTAL	\$—	\$—	\$—	\$—	\$—	\$—	\$—	\$—	\$—	\$—	\$—



Description: A full renovation/replacement and addition is recommended for Templeton Elementary School (Planning area 12) driven by educational adequacy deficiencies, poor condition of the building systems and overutilization. Using the Board-adopted prototypical educational specifications, the EFMP recommends 25,000 additional SF for a capacity of 640.

Justification: The project is aligned with the Prince George's County Public Schools FY 2017 EFMP, Section 5 Facilities Need Analysis. Also, the school is within the Priority Funding Areas.

Highlights: No highlights are included for this project.

Enabling Legislation: Not Applicable

Location		Status	
Address	6001 Carters Lane, Riverdale	Project Status	Design Not Begun
Council District	Five	Class	Replacement
Planning Area	Defense Hgts. - Bladensburg & Vicinity	Land Status	No Land Involved

PROJECT MILESTONES

	Estimate	Actual
1 st Year in Capital Program		FY 2017
1 st Year in Capital Budget		FY XXXX
Completed Design	TBD	
Began Construction	TBD	
Project Completion	FY 2027	

CUMULATIVE APPROPRIATION (000'S)

Life to Date	FY 2019 Estimate	FY 2020	Total
\$0	\$0	\$0	\$0

Project Summary

Category/Description	Total Project Cost	Life to Date Actual	FY 2019 Estimate	Total 6 Years	Budget Year FY 2020	FY 2021	FY 2022	FY 2023	FY 2024	FY 2025	Beyond 6 Years
EXPENDITURE											
PLANS	\$1,000	\$—	\$—	\$—	\$—	\$—	\$—	\$—	\$—	\$—	\$1,000
LAND	—	—	—	—	—	—	—	—	—	—	—
CONSTR	46,036	—	—	—	—	—	—	—	—	—	46,036
EQUIP	—	—	—	—	—	—	—	—	—	—	—
OTHER	—	—	—	—	—	—	—	—	—	—	—
TOTAL	\$47,036	\$—	\$—	\$—	\$—	\$—	\$—	\$—	\$—	\$—	\$47,036
FUNDING											
STATE	\$18,751	\$—	\$—	\$—	\$—	\$—	\$—	\$—	\$—	\$—	\$18,751
OTHER	28,285	—	—	—	—	—	—	—	—	—	28,285
TOTAL	\$47,036	\$—	\$—	\$—	\$—	\$—	\$—	\$—	\$—	\$—	\$47,036
OPERATING IMPACT											
PERSONNEL	\$—	\$—	\$—	\$—	\$—	\$—	\$—	\$—	\$—	\$—	\$—
OPERATING	—	—	—	—	—	—	—	—	—	—	—
DEBT	—	—	—	—	—	—	—	—	—	—	—
OTHER	—	—	—	—	—	—	—	—	—	—	—
TOTAL	\$—	\$—	\$—	\$—	\$—	\$—	\$—	\$—	\$—	\$—	\$—



Description: Tulip Grove Elementary is a one-story, 42,275 SF facility built in 1964 with a small addition in 1971. This school is currently undergoing major renovations of the existing 23,350 SF and an addition of 41,480 SF to meet the educational requirements. The facility will be designed with new state-of-the-art "GREEN" school features, for a larger State Rated Capacity of 411 students.

Justification: Tulip Grove ES is a cycle 1 school per the Prince George's County Public Schools Educational Facility Master Plan.

Highlights: No highlights are included for this project.

Enabling Legislation: Not Applicable

Location		Status	
Address	2909 Trainor Lane, Bowie	Project Status	Design Not Begun
Council District	Four	Class	Replacement
Planning Area	Bowie Vicinity	Land Status	Location Not Determined

PROJECT MILESTONES

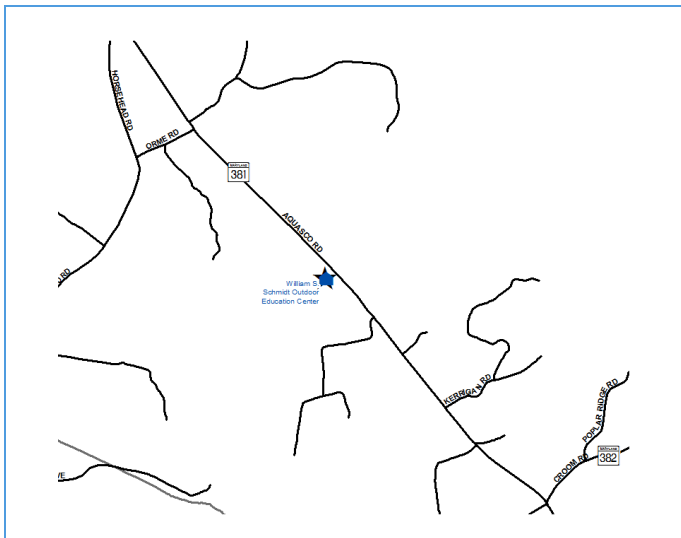
	Estimate	Actual
1 st Year in Capital Program		FY 2010
1 st Year in Capital Budget		FY 2015
Completed Design	TBD	
Began Construction	TBD	
Project Completion	FY 2021	

CUMULATIVE APPROPRIATION (000'S)

Life to Date	FY 2019 Estimate	FY 2020	Total
\$22,561	\$4,356	\$1,407	\$28,324

Project Summary

Category/Description	Total Project Cost	Life to Date Actual	FY 2019 Estimate	Total 6 Years	Budget Year FY 2020	FY 2021	FY 2022	FY 2023	FY 2024	FY 2025	Beyond 6 Years
EXPENDITURE											
PLANS	\$—	\$—	\$—	\$—	\$—	\$—	\$—	\$—	\$—	\$—	\$—
LAND	—	—	—	—	—	—	—	—	—	—	—
CONSTR	28,324	22,561	4,356	1,407	1,407	—	—	—	—	—	—
EQUIP	—	—	—	—	—	—	—	—	—	—	—
OTHER	—	—	—	—	—	—	—	—	—	—	—
TOTAL	\$28,324	\$22,561	\$4,356	\$1,407	\$1,407	\$—	\$—	\$—	\$—	\$—	\$—
FUNDING											
GO BONDS	\$23,242	\$20,242	\$3,000	\$—	\$—	\$—	\$—	\$—	\$—	\$—	\$—
STATE	5,082	4,885	197	—	—	—	—	—	—	—	—
OTHER	—	—	—	—	—	—	—	—	—	—	—
TOTAL	\$28,324	\$25,127	\$3,197	\$—	\$—	\$—	\$—	\$—	\$—	\$—	\$—
OPERATING IMPACT											
PERSONNEL	\$—	\$—	\$—	\$—	\$—	\$—	\$—	\$—	\$—	\$—	\$—
OPERATING	—	—	—	—	—	—	—	—	—	—	—
DEBT	—	—	—	—	—	—	—	—	—	—	—
OTHER	—	—	—	—	—	—	—	—	—	—	—
TOTAL	\$—	\$—	\$—	\$—	\$—	\$—	\$—	\$—	\$—	\$—	\$—



Description: The William S. Schmidt Outdoor Education Center is comprised of several buildings on 450 acres in Brandywine, Maryland. The project includes demolition of approximately 12,445 SF (Existing Villages I and Camp Center Building), renovation of approximately 22,433 SF (Existing Orme and Neville Buildings), and addition of approximately 44,300 SF (New Villages II, Environmental Research Center, Outdoor Seating Pavilion and Villages I).

Justification: The proposed additions and renovations will incorporate the following elements: increased capacity to accommodate more students for overnight trips and for students, teachers and parents for day trips; reinforce the understanding of sustainability and to provide hands-on instructional space for students of all ages, including the middle and high school students; teaching space to examine agriculture and the history of the area in Prince George's County. In addition, the structures would meet LEED certification standards at a minimum and strive for the Living Building Challenge of Net Zero emissions.

Location		Status	
Address	18501 Aquasco Road, Brandywine	Project Status	Under Construction
Council District	Nine	Class	Rehabilitation
Planning Area	Westwood Area	Land Status	Publicly Owned Land

PROJECT MILESTONES

	Estimate	Actual
1 st Year in Capital Program		FY 2016
1 st Year in Capital Budget		FY 2016
Completed Design	TBD	
Began Construction	TBD	
Project Completion	FY 2022	

Highlights: No highlights are included for this project.

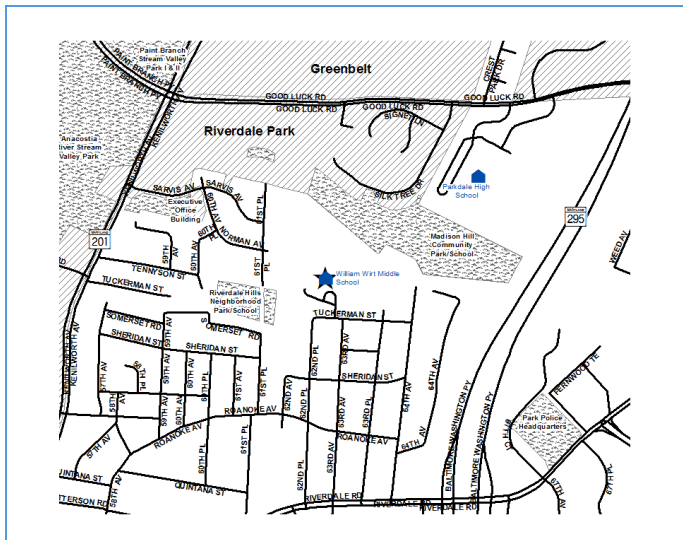
Enabling Legislation: Not Applicable

CUMULATIVE APPROPRIATION (000'S)

Life to Date	FY 2019 Estimate	FY 2020	Total
\$0	\$2,500	\$1,800	\$4,300

Project Summary

Category/Description	Total Project Cost	Life to Date Actual	FY 2019 Estimate	Total 6 Years	Budget Year FY 2020	FY 2021	FY 2022	FY 2023	FY 2024	FY 2025	Beyond 6 Years
EXPENDITURE											
PLANS	\$2,500	\$—	\$2,500	\$—	\$—	\$—	\$—	\$—	\$—	\$—	\$—
LAND	—	—	—	—	—	—	—	—	—	—	—
CONSTR	30,800	—	—	30,800	1,800	4,200	24,800	—	—	—	—
EQUIP	—	—	—	—	—	—	—	—	—	—	—
OTHER	—	—	—	—	—	—	—	—	—	—	—
TOTAL	\$33,300	\$—	\$2,500	\$30,800	\$1,800	\$4,200	\$24,800	\$—	\$—	\$—	\$—
FUNDING											
GO BONDS	\$16,900	\$—	\$2,500	\$14,400	\$1,800	\$—	\$12,600	\$—	\$—	\$—	\$—
STATE	16,400	—	—	16,400	—	4,200	12,200	—	—	—	—
TOTAL	\$33,300	\$—	\$2,500	\$30,800	\$1,800	\$4,200	\$24,800	\$—	\$—	\$—	\$—
OPERATING IMPACT											
PERSONNEL	\$—	\$—	\$—	\$—	\$—	\$—	\$—	\$—	\$—	\$—	\$—
OPERATING	—	—	—	—	—	—	—	—	—	—	—
DEBT	—	—	—	—	—	—	—	—	—	—	—
OTHER	—	—	—	—	—	—	—	—	—	—	—
TOTAL	\$—	\$—	\$—	\$—	\$—	\$—	\$—	\$—	\$—	\$—	\$—



Description: Based on a feasibility study completed in December 2014, William Wirt Middle School is recommended for replacement. Using the educational specifications developed for the FY 2015 William Wirt Feasibility Study, the Educational Facility Master Plan (EFMP) recommends 64,000 additional SF for a maximum capacity of 1,200.

Justification: William Wirt MS was identified as having critical issues related to indoor air quality, a failing building envelope and severe overutilization. It has therefore been prioritized to be among the first schools to be addressed in the PGCPS modernization program. William Wirt MS is a cycle 1 school per the Prince George's County Public Schools Educational Facility Master Plan.

Highlights: No highlights are included for this project.

Enabling Legislation: Not Applicable

Location		Status	
Address	62nd Place & Tuckerman Street, Riverdale	Project Status	Under Construction
Council District	Three	Class	Rehabilitation
Planning Area	Hyattsville and Vicinity	Land Status	Publicly Owned Land

PROJECT MILESTONES

	Estimate	Actual
1 st Year in Capital Program		FY 2013
1 st Year in Capital Budget		FY 2016
Completed Design	TBD	
Began Construction	TBD	
Project Completion	FY 2023	

CUMULATIVE APPROPRIATION (000'S)

Life to Date	FY 2019 Estimate	FY 2020	Total
\$2,056	\$1,896	\$32,192	\$36,144

Project Summary

Category/Description	Total Project Cost	Life to Date Actual	FY 2019 Estimate	Total 6 Years	Budget Year FY 2020	FY 2021	FY 2022	FY 2023	FY 2024	FY 2025	Beyond 6 Years
EXPENDITURE											
PLANS	\$—	\$—	\$—	\$—	\$—	\$—	\$—	\$—	\$—	\$—	\$—
LAND	—	—	—	—	—	—	—	—	—	—	—
CONSTR	79,552	2,056	1,896	75,600	27,300	28,700	19,600	—	—	—	—
EQUIP	—	—	—	—	—	—	—	—	—	—	—
OTHER	4,892	—	—	4,892	4,892	—	—	—	—	—	—
TOTAL	\$84,444	\$2,056	\$1,896	\$80,492	\$32,192	\$28,700	\$19,600	\$—	\$—	\$—	\$—
FUNDING											
GO BONDS	\$41,944	\$4,344	\$4,500	\$33,100	\$8,200	\$16,700	\$8,200	\$—	\$—	\$—	\$—
STATE	42,500	—	—	42,500	19,100	12,000	11,400	—	—	—	—
TOTAL	\$84,444	\$4,344	\$4,500	\$75,600	\$27,300	\$28,700	\$19,600	\$—	\$—	\$—	\$—
OPERATING IMPACT											
PERSONNEL	\$—	\$—	\$—	\$—	\$—	\$—	\$—	\$—	\$—	\$—	\$—
OPERATING	—	—	—	—	—	—	—	—	—	—	—
DEBT	—	—	—	—	—	—	—	—	—	—	—
OTHER	—	—	—	—	—	—	—	—	—	—	—
TOTAL	\$—	\$—	\$—	\$—	\$—	\$—	\$—	\$—	\$—	\$—	\$—