

Health Department

AGENCY OVERVIEW

Agency Description

The Prince George’s County Health Department operates under the general supervision of the Maryland Department of Health and is responsible for implementing State health laws and regulations as well as County health ordinances. The County Health Officer acts in a dual capacity as Deputy State Health Officer and County Health Officer. In addition, the Department is responsible for cooperating with Federal agencies in the implementation of Federal programs and requirements.

Facilities

The Health Department, headquartered in Largo, provides health services at 14 locations throughout the County. The Dyer Regional Health Center, located in Clinton, serves Southern Prince George’s County, and the Cheverly Health Center, located in Cheverly, serves residents in the Northern and Central parts of Prince George’s County. The Department also operates programs at several leased locations.

Needs Assessment

The Health Department provides services in buildings where various mechanical systems need to be updated or replaced.

FY 2023 Funding Source

- General Obligation Bonds – 9.3%
- Federal - 82.5%
- Other – 8.2%

Revised Projects

Project Name	Alternate Funding Source Required	Revisions			
		Total Project Cost Increase	Total Project Cost Decrease	Project Schedule Delayed	Project Schedule Accelerated
Health Facilities Renovations		X			
Cheverly Building Replacement			X		

FY 2023-2028 Program Highlights

- Construction will continue for the creation of a headquarters building that will co-locate the administrative offices of the Health Department, the Department of Family Services and the Department of Social Services. The Regional Health and Human Services Center will serve as a centralized focal point for the delivery of services to older adults, persons with disabilities, and family caregivers.
- The improvement and renovations of various health facilities will continue in FY 2023. This includes a fire suppression system upgrade at the Cheverly Health Center, window casement, an upgrade to the clinic front desk at the Dyer Health Building, an update to the elevator cab at the Largo Administration Building and additional health facility renovations. Funding decreases due to the anticipated opening of the Cheverly Replacement Building in FY 2023.
- The American Rescue Plan Act will support the design and planning of the Cheverly Building Replacement facility to serve clinical mental health and substance abuse needs.

New Projects

None

Deleted Projects

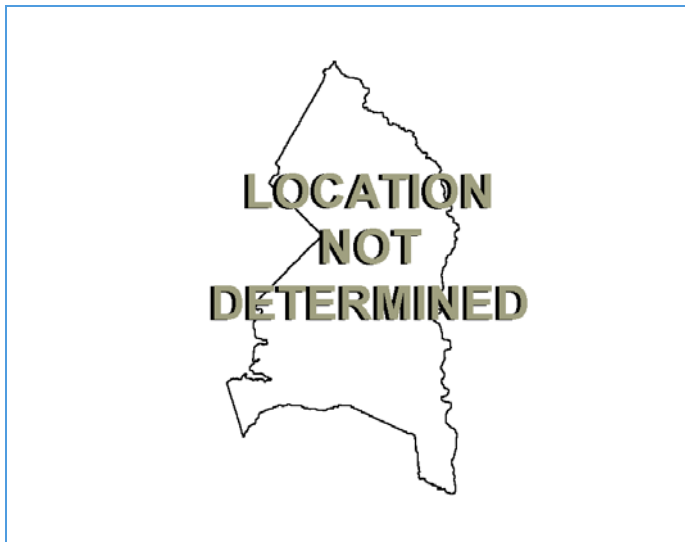
None

Program Summary

Category/Description	Total Project Cost	Life to Date Actual	FY 2022 Estimate	Total 6 Years	Budget Year FY 2023	FY 2024	FY 2025	FY 2026	FY 2027	FY 2028	Beyond 6 Years
EXPENDITURE											
PLANS	\$3,657	\$3	\$2,000	\$1,154	\$1,154	\$—	\$—	\$—	\$—	\$—	\$500
LAND	3,013	3,013	—	—	—	—	—	—	—	—	—
CONSTR	75,777	20,659	43,955	11,163	9,978	665	65	55	240	160	—
EQUIP	991	—	—	991	991	—	—	—	—	—	—
OTHER	14,635	14,558	77	—	—	—	—	—	—	—	—
TOTAL	\$98,073	\$38,233	\$46,032	\$13,308	\$12,123	\$665	\$65	\$55	\$240	\$160	\$500
FUNDING											
GO BONDS	\$41,985	\$35,857	\$3,320	\$2,308	\$1,123	\$665	\$65	\$55	\$240	\$160	\$500
FEDERAL	10,000	—	—	10,000	10,000	—	—	—	—	—	—
STATE	800	—	800	—	—	—	—	—	—	—	—
OTHER	45,288	24,288	20,000	1,000	1,000	—	—	—	—	—	—
TOTAL	\$98,073	\$60,145	\$24,120	\$13,308	\$12,123	\$665	\$65	\$55	\$240	\$160	\$500
OPERATING IMPACT											
PERSONNEL				\$—	\$—	\$—	\$—	\$—	\$—	\$—	
OPERATING				—	—	—	—	—	—	—	
DEBT				—	—	—	—	—	—	—	
OTHER				—	—	—	—	—	—	—	
TOTAL				\$—	\$—	\$—	\$—	\$—	\$—	\$—	

Project Listing

CIP ID#	Project Name	Address	Planning Area	Council District	Project Class	Total Project Cost (000)	Completion Date
3.70.0004	Cheverly Building Replacement	Location Not Determined	Not Assigned	Not Assigned	New Construction	\$10,000	FY 2023
3.70.0003	Clinical Health Facility	8118 Good Luck Road, Lanham	Glendale, Seabrook, Lanham Vicinity	District 4	Rehabilitation	20,000	FY 2022
4.70.0001	Health Facilities Renovations	Various Locations	Not Assigned	Countywide	Rehabilitation	10,323	Ongoing
3.70.0001	Regional Health and Human Services Center	8800 Hampton Mall Drive, Capitol Heights	Capitol Heights, District Heights & Vicinity	District 6	New Construction	57,250	FY 2022
3.70.0002	Residential Treatment Facility	Location Not Determined	Not Assigned	Not Assigned	Design Not Began	500	TBD
Program Total						\$98,073	
NUMBER OF PROJECTS = 5							



Description: The Cheverly Building Replacement facility project is to build and/or renovate a building to provide full service clinical, behavioral and dental health services.

Justification: A new site is needed to better serve the need of residents requiring clinical, mental health, and substance abuse assistance. Due to the physical condition and maintenance requirements of the property, significant improvements are needed for the continued operation of this facility. Therefore, a new facility is needed that is easily accessible to the public as well as more manageable to maintain.

Highlights: Funding is provided by the American Rescue Plan Act.

Enabling Legislation: Not Applicable

Location		Status	
Address	Location Not Determined	Project Status	Design Stage
Council District	Not Assigned	Class	New Construction
Planning Area	Not Assigned	Land Status	Location Not Determined

PROJECT MILESTONES

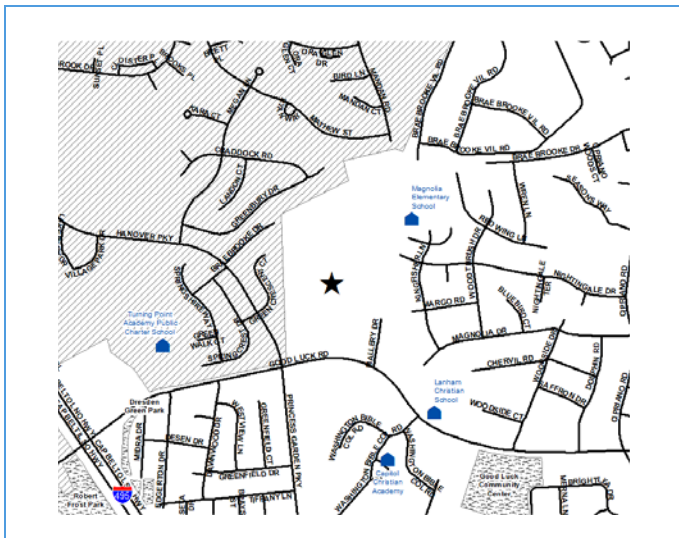
	Estimate	Actual
1 st Year in Capital Program		FY 2023
1 st Year in Capital Budget		FY 2023
Completed Design	TBD	
Began Construction	TBD	
Project Completion	FY 2023	

CUMULATIVE APPROPRIATION (000'S)

Life to Date	FY 2022 Estimate	FY 2023	Total
\$0	\$0	\$10,000	\$10,000

Project Summary

Category/Description	Total Project Cost	Life to Date Actual	FY 2022 Estimate	Total 6 Years	Budget Year FY 2023	FY 2024	FY 2025	FY 2026	FY 2027	FY 2028	Beyond 6 Years
EXPENDITURE											
PLANS	\$1,154	\$—	\$—	\$1,154	\$1,154	\$—	\$—	\$—	\$—	\$—	\$—
LAND	—	—	—	—	—	—	—	—	—	—	—
CONSTR	7,855	—	—	7,855	7,855	—	—	—	—	—	—
EQUIP	991	—	—	991	991	—	—	—	—	—	—
OTHER	—	—	—	—	—	—	—	—	—	—	—
TOTAL	\$10,000	\$—	\$—	\$10,000	\$10,000	\$—	\$—	\$—	\$—	\$—	\$—
FUNDING											
FEDERAL	\$10,000	\$—	\$—	\$10,000	\$10,000	\$—	\$—	\$—	\$—	\$—	\$—
TOTAL	\$10,000	\$—	\$—	\$10,000	\$10,000	\$—	\$—	\$—	\$—	\$—	\$—
OPERATING IMPACT											
PERSONNEL				\$—	\$—	\$—	\$—	\$—	\$—	\$—	\$—
OPERATING				—	—	—	—	—	—	—	—
DEBT				—	—	—	—	—	—	—	—
OTHER				—	—	—	—	—	—	—	—
TOTAL				\$—	\$—	\$—	\$—	\$—	\$—	\$—	\$—



Description: The Clinical Health Facility will service the public's clinical and mental health needs.

Justification: Mental health services reduce the risk of chronic disease related to stress, anxiety and substance abuse. Most importantly, mental health services save lives.

Highlights: The design phase began in FY 2022. Construction is scheduled to be complete in FY 2023.

Enabling Legislation: CB-46-2020

Location		Status	
Address	8118 Good Luck Road, Lanham	Project Status	Under Construction
Council District	District 4	Class	Rehabilitation
Planning Area	Glendale, Seabrook, Lanham Vicinity	Land Status	Acquisition Complete

PROJECT MILESTONES

	Estimate	Actual
1 st Year in Capital Program		FY 2021
1 st Year in Capital Budget		FY 2022
Completed Design		FY 2022
Began Construction		FY 2022
Project Completion	FY 2022	

CUMULATIVE APPROPRIATION (000'S)

Life to Date	FY 2022 Estimate	FY 2023	Total
\$0	\$20,000	\$0	\$20,000

Project Summary

Category/Description	Total Project Cost	Life to Date Actual	FY 2022 Estimate	Total 6 Years	Budget Year FY 2023	FY 2024	FY 2025	FY 2026	FY 2027	FY 2028	Beyond 6 Years
EXPENDITURE											
PLANS	\$2,000	\$—	\$2,000	\$—	\$—	\$—	\$—	\$—	\$—	\$—	\$—
LAND	—	—	—	—	—	—	—	—	—	—	—
CONSTR	18,000	—	18,000	—	—	—	—	—	—	—	—
EQUIP	—	—	—	—	—	—	—	—	—	—	—
OTHER	—	—	—	—	—	—	—	—	—	—	—
TOTAL	\$20,000	\$—	\$20,000	\$—	\$—	\$—	\$—	\$—	\$—	\$—	\$—
FUNDING											
OTHER	\$20,000	\$—	\$20,000	\$—	\$—	\$—	\$—	\$—	\$—	\$—	\$—
TOTAL	\$20,000	\$—	\$20,000	\$—	\$—	\$—	\$—	\$—	\$—	\$—	\$—
OPERATING IMPACT											
PERSONNEL											
OPERATING											
DEBT											
OTHER											
TOTAL											



Description: This project includes various health facilities such as Dyer Health, Cheverly Health and the Health Administration building. The project consists of extensive repairs of safety related concerns, improvements and reconfigurations/renovations for clinical services. Some of the items include but are not limited to the plumbing and electrical repairs, roof repair, foundation repair and generator replacement and other improvements to bring the buildings up to current codes with the ADA standards.

Justification: The Health Department facilities are heavily used by the public and require frequent updating and preventative maintenance. Some improvements will provide a more safe/healthy work environment for the staff and visitors.

Highlights: FY 2023 costs include projects for the Cheverly Health Center continued repairs, Largo Administration Building update to the elevator cab and new interior LED lighting and \$1 million for additional renovations funded by bond premiums.

Location		Status	
Address	Various Locations	Project Status	Under Construction
Council District	Countywide	Class	Rehabilitation
Planning Area	Not Assigned	Land Status	Not Assigned

Enabling Legislation: CB-33-2018

PROJECT MILESTONES

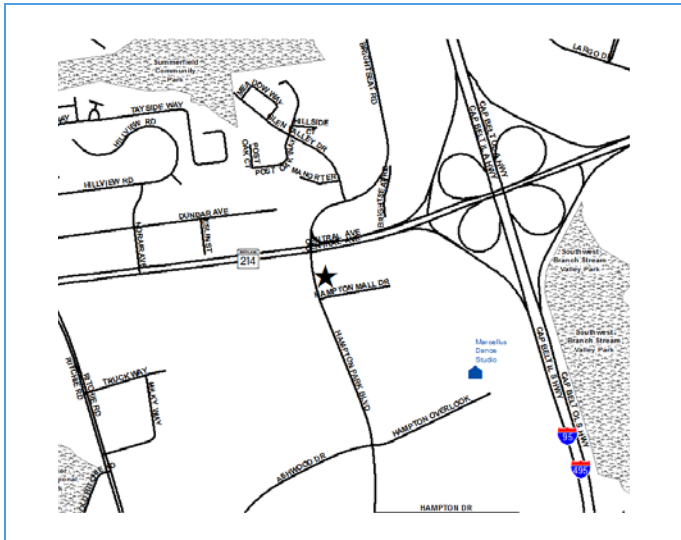
	Estimate	Actual
1 st Year in Capital Program		FY 2012
1 st Year in Capital Budget		FY 2013
Completed Design		Ongoing
Began Construction		Ongoing
Project Completion		Ongoing

CUMULATIVE APPROPRIATION (000'S)

Life to Date	FY 2022 Estimate	FY 2023	Total
\$4,463	\$2,552	\$2,123	\$9,138

Project Summary

Category/Description	Total Project Cost	Life to Date Actual	FY 2022 Estimate	Total 6 Years	Budget Year FY 2023	FY 2024	FY 2025	FY 2026	FY 2027	FY 2028	Beyond 6 Years
EXPENDITURE											
PLANS	\$—	\$—	\$—	\$—	\$—	\$—	\$—	\$—	\$—	\$—	\$—
LAND	—	—	—	—	—	—	—	—	—	—	—
CONSTR	5,882	99	2,475	3,308	2,123	665	65	55	240	160	—
EQUIP	—	—	—	—	—	—	—	—	—	—	—
OTHER	4,441	4,364	77	—	—	—	—	—	—	—	—
TOTAL	\$10,323	\$4,463	\$2,552	\$3,308	\$2,123	\$665	\$65	\$55	\$240	\$160	\$—
FUNDING											
GO BONDS	\$8,751	\$4,943	\$1,500	\$2,308	\$1,123	\$665	\$65	\$55	\$240	\$160	\$—
OTHER	1,572	572	—	1,000	1,000	—	—	—	—	—	—
TOTAL	\$10,323	\$5,515	\$1,500	\$3,308	\$2,123	\$665	\$65	\$55	\$240	\$160	\$—
OPERATING IMPACT											
PERSONNEL				\$—	\$—	\$—	\$—	\$—	\$—	\$—	
OPERATING				—	—	—	—	—	—	—	
DEBT				—	—	—	—	—	—	—	
OTHER				—	—	—	—	—	—	—	
TOTAL				\$—	\$—	\$—	\$—	\$—	\$—	\$—	



Description: This project consists of a 100,000 to 120,000 square foot administrative office building within the mixed-use development known as Kingdom Square Mall, now known as Hampton Park Project. It will provide County residents with consolidated access to vital health and human service programs. The site will include a full-service senior activity center, including activity rooms, congregate spaces, dining areas and a commercial kitchen.

Justification: This project consolidates the functions of Family Services (located in Camp Springs, MD), Health Services (located in Largo, MD), and Social Services (located in Landover, MD) into a single site.

Highlights: Construction is expected to be complete in FY 2022.

Enabling Legislation: CB-46-2020

Location		Status	
Address	8800 Hampton Mall Drive, Capitol Heights	Project Status	Under Construction
Council District	District 6	Class	New Construction
Planning Area	Capitol Heights, District Heights & Vicinity	Land Status	Acquisition Complete

PROJECT MILESTONES

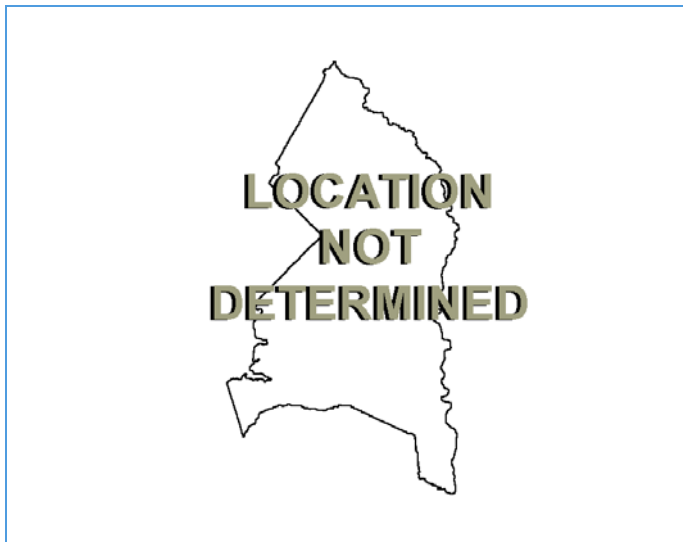
	Estimate	Actual
1 st Year in Capital Program		FY 2005
1 st Year in Capital Budget		FY 2013
Completed Design		FY 2019
Began Construction		FY 2019
Project Completion	FY 2022	

CUMULATIVE APPROPRIATION (000'S)

Life to Date	FY 2022 Estimate	FY 2023	Total
\$33,770	\$23,480	\$0	\$57,250

Project Summary

Category/Description	Total Project Cost	Life to Date Actual	FY 2022 Estimate	Total 6 Years	Budget Year FY 2023	FY 2024	FY 2025	FY 2026	FY 2027	FY 2028	Beyond 6 Years
EXPENDITURE											
PLANS	\$3	\$3	\$—	\$—	\$—	\$—	\$—	\$—	\$—	\$—	\$—
LAND	3,013	3,013	—	—	—	—	—	—	—	—	—
CONSTR	44,040	20,560	23,480	—	—	—	—	—	—	—	—
EQUIP	—	—	—	—	—	—	—	—	—	—	—
OTHER	10,194	10,194	—	—	—	—	—	—	—	—	—
TOTAL	\$57,250	\$33,770	\$23,480	\$—	\$—	\$—	\$—	\$—	\$—	\$—	\$—
FUNDING											
GO BONDS	\$32,734	\$30,914	\$1,820	\$—	\$—	\$—	\$—	\$—	\$—	\$—	\$—
STATE	800	—	800	—	—	—	—	—	—	—	—
OTHER	23,716	23,716	—	—	—	—	—	—	—	—	—
TOTAL	\$57,250	\$54,630	\$2,620	\$—	\$—	\$—	\$—	\$—	\$—	\$—	\$—
OPERATING IMPACT											
PERSONNEL				\$—	\$—	\$—	\$—	\$—	\$—	\$—	\$—
OPERATING				—	—	—	—	—	—	—	—
DEBT				—	—	—	—	—	—	—	—
OTHER				—	—	—	—	—	—	—	—
TOTAL				\$—	\$—	\$—	\$—	\$—	\$—	\$—	\$—



Description: This project will encompass a 40-bed residential treatment facility that will include detoxification, intermediate care and continuing care services for persons with substance abuse and mental health problems. The facility should service both men and women.

Justification: The County does not have a residential treatment facility.

Highlights: No significant highlights for this project.

Enabling Legislation: Not Applicable

Location		Status	
Address	Location Not Determined	Project Status	Design Not Began
Council District	Not Assigned	Class	Design Not Began
Planning Area	Not Assigned	Land Status	Location Not Determined

PROJECT MILESTONES

	Estimate	Actual
1 st Year in Capital Program		FY 2016
1 st Year in Capital Budget		FY XXXX
Completed Design	TBD	
Began Construction	TBD	
Project Completion	TBD	

CUMULATIVE APPROPRIATION (000'S)

Life to Date	FY 2022 Estimate	FY 2023	Total
\$0	\$0	\$0	\$0

Project Summary

Category/Description	Total Project Cost	Life to Date Actual	FY 2022 Estimate	Total 6 Years	Budget Year FY 2023	FY 2024	FY 2025	FY 2026	FY 2027	FY 2028	Beyond 6 Years
EXPENDITURE											
PLANS	\$500	\$—	\$—	\$—	\$—	\$—	\$—	\$—	\$—	\$—	\$500
LAND	—	—	—	—	—	—	—	—	—	—	—
CONSTR	—	—	—	—	—	—	—	—	—	—	—
EQUIP	—	—	—	—	—	—	—	—	—	—	—
OTHER	—	—	—	—	—	—	—	—	—	—	—
TOTAL	\$500	\$—	\$—	\$—	\$—	\$—	\$—	\$—	\$—	\$—	\$500
FUNDING											
GO BONDS	\$500	\$—	\$—	\$—	\$—	\$—	\$—	\$—	\$—	\$—	\$500
TOTAL	\$500	\$—	\$—	\$—	\$—	\$—	\$—	\$—	\$—	\$—	\$500
OPERATING IMPACT											
PERSONNEL				\$—	\$—	\$—	\$—	\$—	\$—	\$—	
OPERATING				—	—	—	—	—	—	—	
DEBT				—	—	—	—	—	—	—	
OTHER				—	—	—	—	—	—	—	
TOTAL				\$—	\$—	\$—	\$—	\$—	\$—	\$—	